심사결과 통지서

신청인	사업장명	극동호이스트(주)	사업장관리번호	134-81-013350
	사업자등록번호	134-81-01335	대표자 성명	최성찬
	소재지	(15423) 경기도 안산시 단원구 해봉로 119		

안전인증대상 기계·기구명	호이스트[동일형식 인정 - "별첨 참조"]		
형 식 (규 격)	KD1M-1.0T	용 량 (등 급)	1 Ton

산업안전보건법 제 84조 및 같은 법 시행규칙 제110조에 따라 실시한

] 예비심사
V] 서면심사
] 기술능력 및 생산체계 심사
] 개별 제품심사
] 개별 제품심사(제작중)
] 형식별 제품심사

결과가 [V] **적 합** / [ ] **부적합** **함을 통지합니다.**

2022년 05월 19일

인증심사원 **이남진 박준교** (서명 또는 인)

한국산업안전보건공단 이사장

제2022 - 2212004 호

안 전 인 증 서

(사업장명) 극동호이스트(주)

(소 재 지) (15423)경기도 안산시 단원구 해봉로 119(성곡동630-2)

위 사업장에서 제조하는 아래의 품목이 산업안전보건법 제84조 및 시행규칙 제110조제1항에 따른 안전인증 심사 결과 안전·보건기준에 적합하므로 안전인증표시의 사용을 인증합니다.

품 목

호이스트 (국내품)

형식,모델(용량,등급)/인증번호

KD1M-1.0T (1Ton) / 22-AH2AC-00033

인 증 기 준

고용노동부 고시 제2020 - 41호 (위험기계·기구 안전인증 고시)

인 증 조 건

(15423)경기도 안산시 단원구 해봉로 119(성곡동630-2)에서 생산된 동일 형식 제품에 한함

2022년 05월 30일

한국산업안전보건공단 이사장

불법복제 및 배포금지

위험기계 · 기구 안전인증고시
크레인 제작 및 안전기준에 의한
전동 체인호이스트 서면심사

형식번호 : KD1M - 1.0T

극동호이스트 주식회사

주소 : 경기도 안산시 단원구 해봉로 119 (성곡동) 반월공단 607B-14L
전화 : 031-491-5311 팩스 : 031-494-5315

192.168.11.51 / 2022-05-20 13:46:36

동 일 형 식 일 람 표

사업장명	극동호이스트㈜	개정일자 및 번호			인증번호	
형식 및 모델		동일 형식 인정범위 및 내역				비 고
형식	모델	권상속도(m/min)	횡행속도(m/min)	양정(m)	횡행방식	
KD1M-1.0T	KD-1M-1T-L26	8 M/MIN	12 M/MIN 24 M/MIN 12/6 M/MIN 24/12 M/MIN 2~12 M/MIN	26	모터 구동식 (인버터 포함)	
	KD-1M-1T-L70			70		
	KD-1E-1T-L26			26		
	KD-1E-1T-L70			70		
	KD-1P-1T-L26		-	26	수동식	
	KD-1P-1T-L70			70		
	KD-1-1T-L26			26	정치식	
	KD-1-1T-L70			70		
	KDT-1M-1T-L26	8 / 2 M/MIN	12 M/MIN 24 M/MIN 12/6 M/MIN 24/12 M/MIN 2~12 M/MIN	26	모터 구동식 (인버터 포함)	
	KDT-1M-1T-L70			70		
	KDT-1E-1T-L26			26		
	KDT-1E-1T-L70			70		
	KDT-1P-1T-L26		-	26	수동식	
	KDT-1P-1T-L70			70		
	KDT-1-1T-L26			26	정치식	
	KDT-1-1T-L70			70		

불법복제 및 배포금지

192.168.11.51 / 2022-05-20 13:46:36

불법복제 및 배포금지

KD-1(P,M,E)

192.168.11.51 / 2022-05-20 13:46:36

형 식	KD1M-1.0T
모 델	KD-1-1T-L26

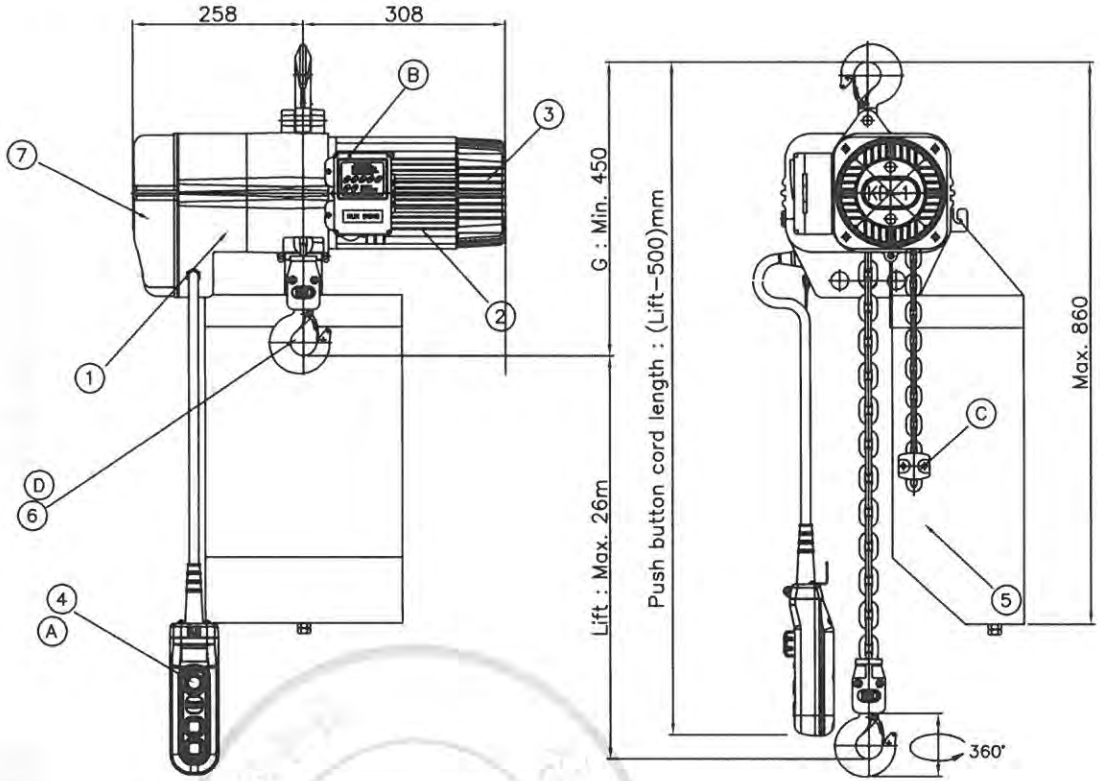

NO	DESCRIPTION	MATERIAL	Q'TY	SIZE	REMARK
1	Reducer-ASS'Y	-	1		
2	Motor	-	1		
3	Brake- ASS'Y	-	1		
4	Push Button S/W	-	1		
5	Chain Bucket	-	1		
6	Bottom Hook-ASS'Y	-	1		
7	Control Panel (권양)	-	1		
8					
9					
10					
	SAFETY DEVICE				
A	EMERGENCY STOP BUTTON S/W	-	1		
B	O.L.P	-	1		
C	CHAIN STOP HOLDER	-	1		
D	SAFETY LATCH	-	1		

CAPACITY		1.0 Ton
TEST LOAD		1.25 Ton
LIFT		Max. 26 m
HOISTING	MOTOR	1.5 kw x 4 poles
	SPEED	8 m/min
TRAVERSING	MOTOR	-
	SPEED	-
BRAKE SYSTEM	HOISTING	DC ELECTRO MAGNETIC BRAKE
	TRAVERSING	-
POWER SOURCES	MAIN	AC 3ø 220/380/440 460/480V 60Hz
	CONTROL	AC 1ø 48/110/120V 60Hz
OPERATION METHOD		PUSH BUTTON SWITCH TYPE ON FL.
PAINT COLOR		10 B 3/5
BEAM SIZE		-
LOAD CHAIN		ø7.1 x P21.2mm x 1fall
NET WEIGHT		Max. 85 kg

* Name plate

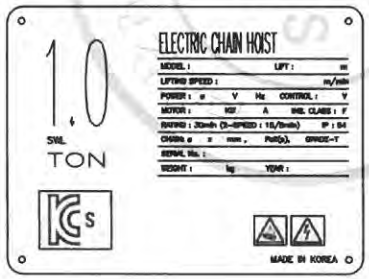

* Push button

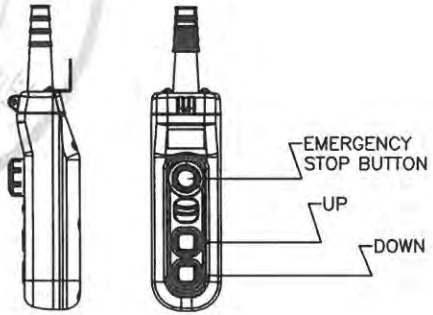

REV	DATE	DESCRIPTION	DRAWN	CHECK	APPRVD
A	08.MAR.2017	REDRAWING	K.H.Han	-	-

PROJECT

CLIENT

MANUFACTURER: 극동호이스트 주식회사 KUKDONG HOIST CO., LTD.

TITLE: ASSEMBLY DRAWING KD-1-1T-L26

SCALE	DWG. NO.	SHT. NO.	REV.
N/S			

192.168.11.51 / 2022-05-20 13:46:36

무단배포 및 제 작 금지

형 식	KD1M-1.0T
모 델	KD-1-1T-L70

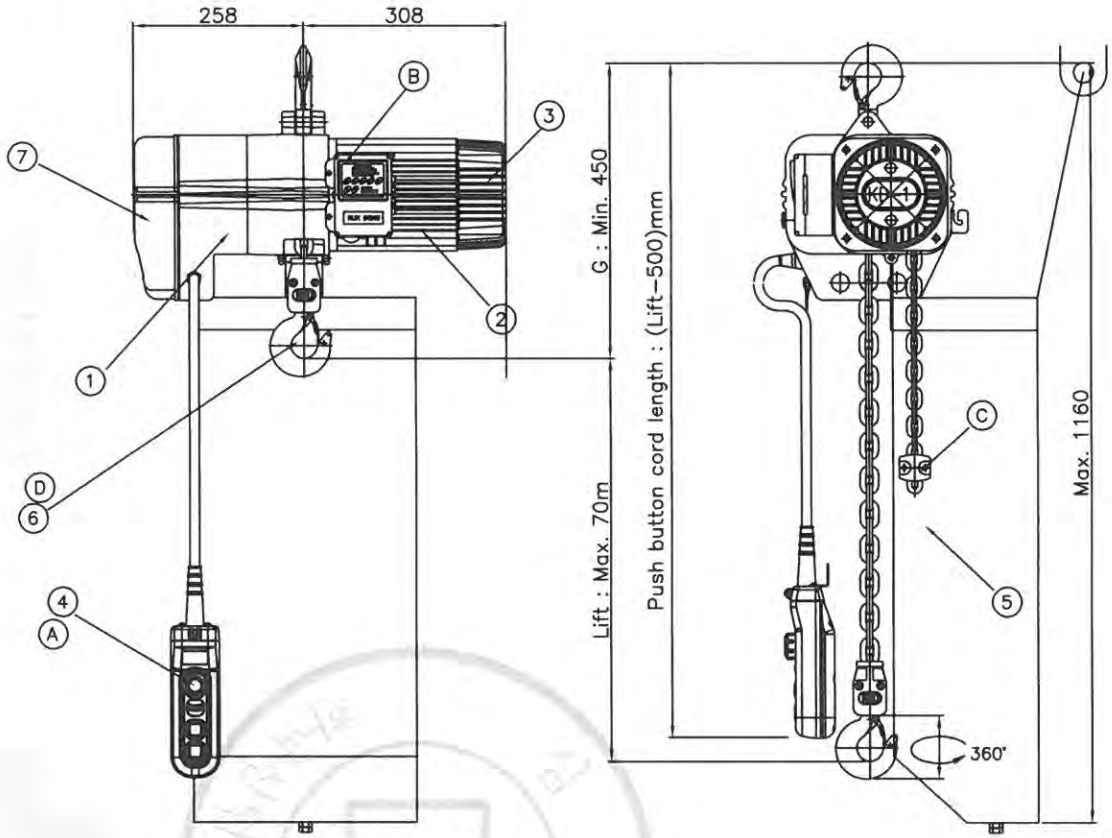

NO	DESCRIPTION	MATERIAL	Q'TY	SIZE	REMARK
1	Reducer-ASS'Y	-	1		
2	Motor	-	1		
3	Brake- ASS'Y	-	1		
4	Push Button S/W	-	1		
5	Chain Bucket	-	1		
6	Bottom Hook-ASS'Y	-	1		
7	Control Panel (권양)	-	1		
8					
9					
10					
	SAFETY DEVICE				
A	EMERGENCY STOP BUTTON S/W	-	1		
B	O.L.P	-	1		
C	CHAIN STOP HOLDER	-	1		
D	SAFETY LATCH	-	1		

CAPACITY		1.0 Ton
TEST LOAD		1.25 Ton
LIFT		Max. 70 m
HOISTING	MOTOR	1.5 kw x 4 poles
	SPEED	8 m/min
TRAVERSING	MOTOR	-
	SPEED	-
BRAKE SYSTEM	HOISTING	DC ELECTRO MAGNETIC BRAKE
	TRAVERSING	-
POWER SOURCES	MAIN	AC 3ø 220/380/440 460/480V 60Hz
	CONTROL	AC 1ø 48/110/120V 60Hz
OPERATION METHOD		PUSH BUTTON SWITCH TYPE ON FL.
PAINT COLOR		10 B 3/5
BEAM SIZE		-
LOAD CHAIN		ø7.1 x P21.2mm x 1fall
NET WEIGHT		Max. 137 kg

* Name plate



* Push button

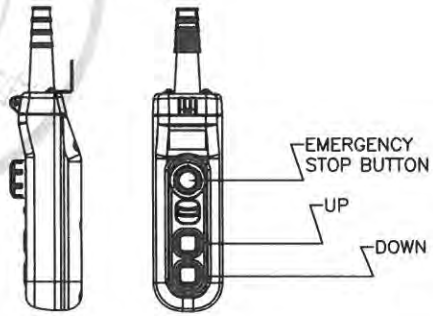

REV	DATE	DESCRIPTION	DRAWN	CHECK	APPRVD
A	08.MAR.2017	REDRAWING	K.H.Han	-	-

PROJECT

CLIENT

MANUFACTURER: 극동호이스트 주식회사 KUKDONG HOIST CO., LTD.

TITLE: ASSEMBLY DRAWING KD-1-1T-L70

SCALE	DWG. NO.	SHT. NO.	REV.
N/S			

192.168.11.51 / 2022-05-20 13:46:36

불법복제 및 배포금지

형 식	KD1M-1.0T
모 델	KD-1P-1T-L26

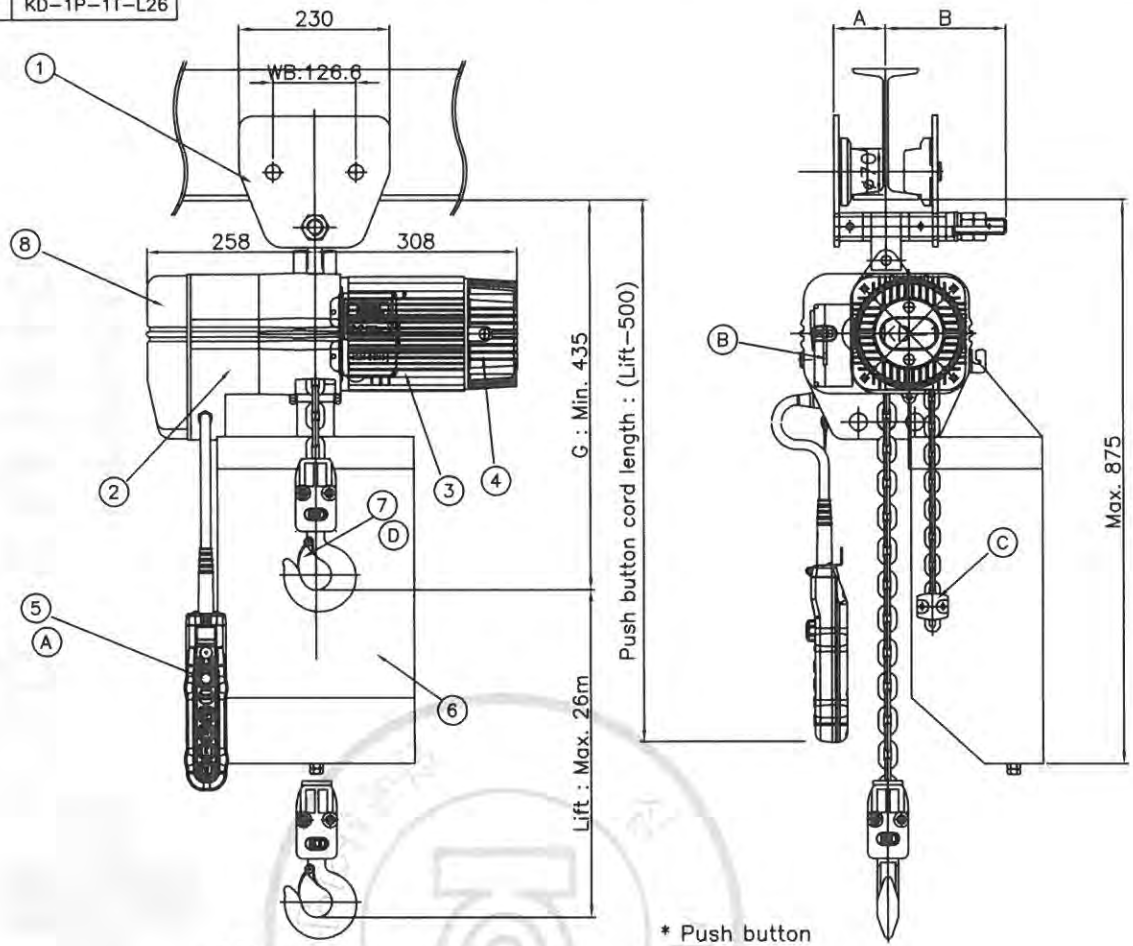

NO	DESCRIPTION	MATERIAL	Q'TY	SIZE	REMARK
1	Plain Trolley	–	1		
2	Reducer-ASS'Y	–	1		
3	Motor	–	1		
4	Brake- ASS'Y	–	1		
5	Push Button S/W	–	1		
6	Chain Bucket	–	1		
7	Bottom Hook-ASS'Y	–	1		
8	Control Panel (관상)	–	1		
9		–	1		
10					
	SAFETY DEVICE				
A	EMERGENCY STOP BUTTON S/W	–	1		
B	O.L.P	–	1		
C	CHAIN STOP HOLDER	–	1		
D	SAFETY LATCH	–	1		
E		–	1		

CAPACITY		1.0 Ton
TEST LOAD		1.25 Ton
LIFT		Max. 26 m
HOISTING	MOTOR	1.5 kw x 4 poles
	SPEED	8 m/min
TRAVERSING	MOTOR	–
	SPEED	–
BRAKE SYSTEM	HOISTING	DC ELECTRO MAGNETIC BRAKE
	TRAVERSING	–
POWER SOURCES	MAIN	AC 3ø 220/380/440 460/480V 60Hz
	CONTROL	AC 1ø 48/110/120V 60Hz
OPERATION METHOD		PUSH BUTTON SWITCH TYPE ON FL.
PAINT COLOR		10 B 3/5
BEAM SIZE		75, 100, 125, 150
LOAD CHAIN		ø7.1 x P21.2mm x 1fall
NET WEIGHT		Max. 105 kg

* Name plate



* Push button

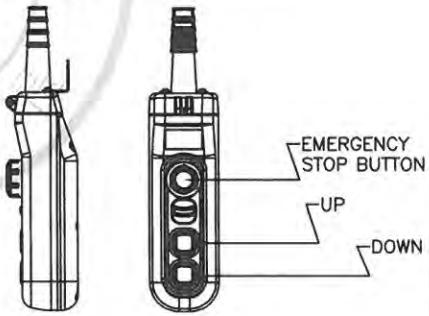

BEAM WIDTH	A	B
75	71	172
100	84	185
125	97	198
150	110	211

REV	DATE	DESCRIPTION	DRAWN	CHECK	APPRVD
A	08.MAR.2017	REDRAWING	K.H.Han	-	-

PROJECT

CLIENT

MANUFACTURER: 극동호이스트 주식회사 KUKDONG HOIST CO., LTD.

TITLE: ASSEMBLY DRAWING KD-1P-1T-L26

SCALE	DWG. NO.	SHT. NO.	REV.
N/S			

192.168.11.51 / 2022-05-20 13:46:36

무단배포 및 제작 불가

형 식	KD1M-1.0T
모 델	KD-1P-1T-L70

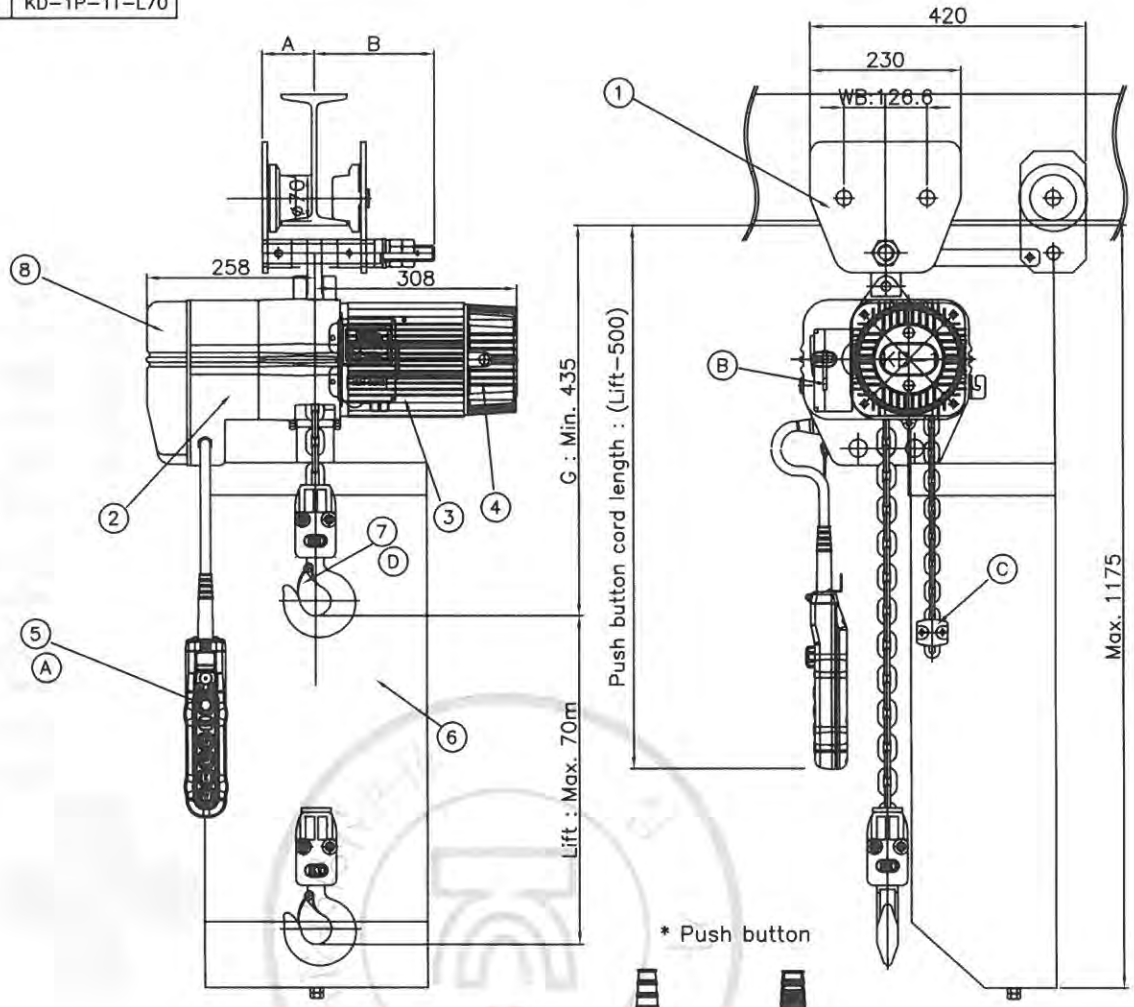

NO	DESCRIPTION	MATERIAL	Q'TY	SIZE	REMARK
1	Plain Trolley	–	1		
2	Reducer-ASS'Y	–	1		
3	Motor	–	1		
4	Brake- ASS'Y	–	1		
5	Push Button S/W	–	1		
6	Chain Bucket	–	1		
7	Bottom Hook-ASS'Y	–	1		
8	Control Panel (전장)	–	1		
9		–	1		
10					
	SAFETY DEVICE				
A	EMERGENCY STOP BUTTON S/W	–	1		
B	O.L.P	–	1		
C	CHAIN STOP HOLDER	–	1		
D	SAFETY LATCH	–	1		
E		–	1		

CAPACITY		1.0 Ton
TEST LOAD		1.25 Ton
LIFT		Max. 70 m
HOISTING	MOTOR	1.5 kw x 4 poles
	SPEED	8 m/min
TRAVERSING	MOTOR	–
	SPEED	–
BRAKE SYSTEM	HOISTING	DC ELECTRO MAGNETIC BRAKE
	TRAVERSING	–
POWER SOURCES	MAIN	AC 3ø 220/380/440 460/480V 60Hz
	CONTROL	AC 1ø 48/110/120V 60Hz
OPERATION METHOD		PUSH BUTTON SWITCH TYPE ON FL.
PAINT COLOR		10 B 3/5
BEAM SIZE		75, 100, 125, 150
LOAD CHAIN		ø7.1 x P21.2mm x 1fall
NET WEIGHT		Max. 157 kg

* Push button

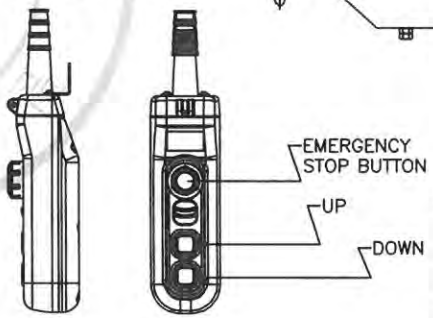

* Name plate



BEAM WIDTH	A	B
75	71	172
100	84	185
125	97	198
150	110	211

REV	DATE	DESCRIPTION	DRAWN	CHECK	APPRVD
A	08.MAR.2017	REDRAWING	K.H.Han	-	-

PROJECT

CLIENT

MANUFACTURER: 극동호이스트 주식회사 KUKDONG HOIST CO., LTD.

TITLE: ASSEMBLY DRAWING KD-1P-1T-L70

SCALE	DWG. NO.	SHT. NO.	REV.
N/S			

192.168.11.51 / 2022-05-20 13:46:36

불법복제 및 배포금지

형 식	KD1M-1.0T
모 델	KD-1M-1T-L26

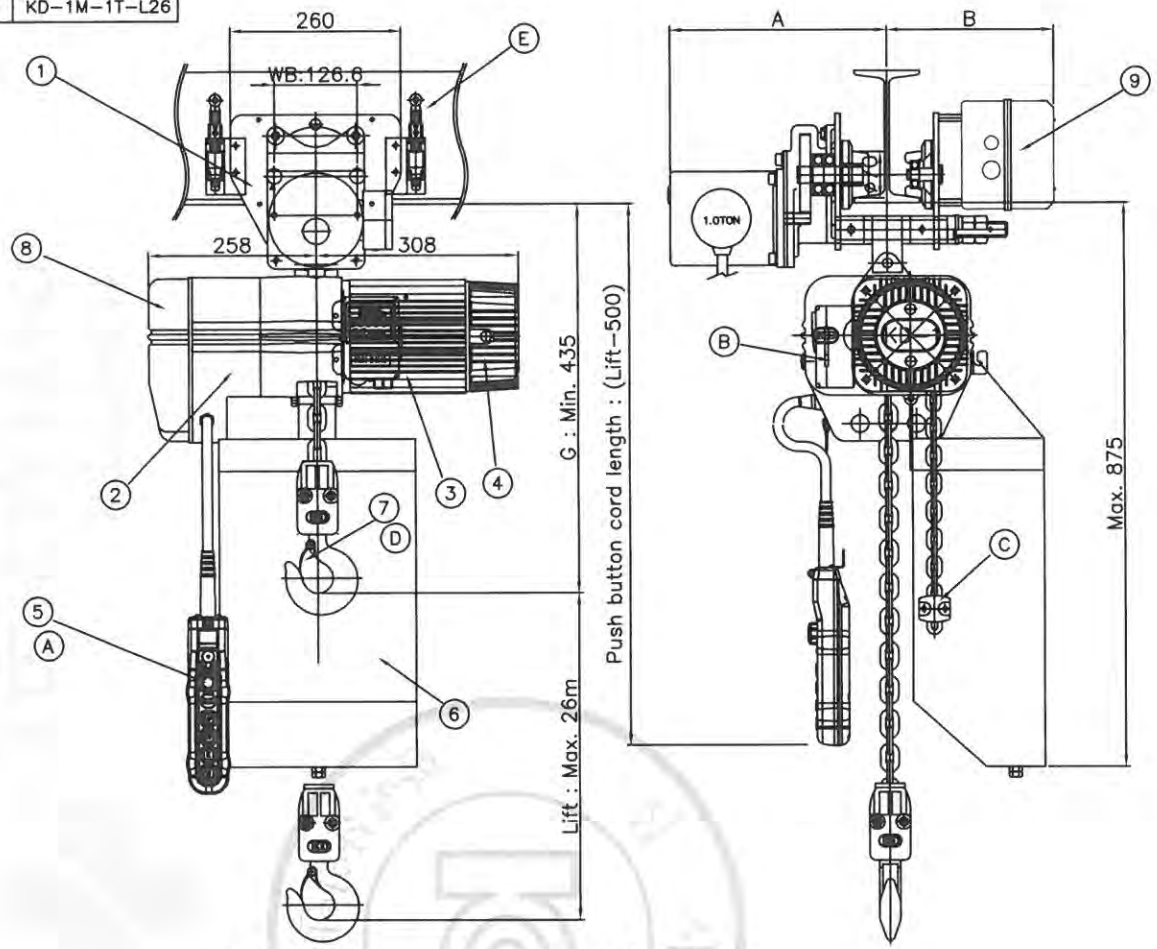

NO	DESCRIPTION	MATERIAL	Q'TY	SIZE	REMARK
1	Trolley	-	1		
2	Reducer-ASS'Y	-	1		
3	Motor	-	1		
4	Brake- ASS'Y	-	1		
5	Push Button S/W	-	1		
6	Chain Bucket	-	1		
7	Bottom Hook-ASS'Y	-	1		
8	Control Panel (전상)	-	1		
9	Control Panel (횡방)	-	1		
10					
	SAFETY DEVICE				
A	EMERGENCY STOP BUTTON S/W	-	1		
B	O.L.P	-	1		
C	CHAIN STOP HOLDER	-	1		
D	SAFETY LATCH	-	1		
E	LIMIT S/W (횡방)	-	1		

CAPACITY			1 Ton	
TEST LOAD			1.25 Ton	
LIFT			Max. 26 m	
HOISTING	MOTOR		1.5 kw x 4 poles	
	SPEED		8 m/min	
TRAVERSING	MOTOR		0.4 kw x 4 poles	0.4/0.2 kw x 4/8 poles
	SPEED	LOW	12 m/min	12/6 m/min
		HIGH	24 m/min	24/12 m/min
		INVERTER	2~12 m/min	
BRAKE SYSTEM	HOISTING		DC ELECTRO MAGNETIC BRAKE	
	TRAVERSING		AC SELF BRAKE DUAL, INVERTER : DC BRAKE	
POWER SOURCES	MAIN		AC 3ø 220/380/440 460/480V 60Hz	
	CONTROL		AC 1ø 48/110/120V 60Hz	
OPERATION METHOD			PUSH BUTTON SWITCH TYPE ON FL.	
PAINT COLOR			10 B 3/5	
BEAM SIZE			75, 100, 125, 150	
LOAD CHAIN			ø7.1 x P21.2mm x 1fall	
NET WEIGHT			Max. 125 kg	

* Name plate

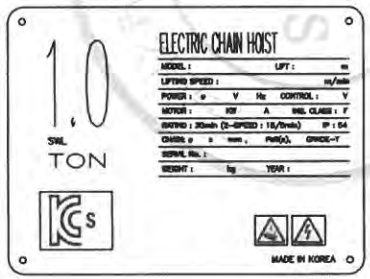

* Push button

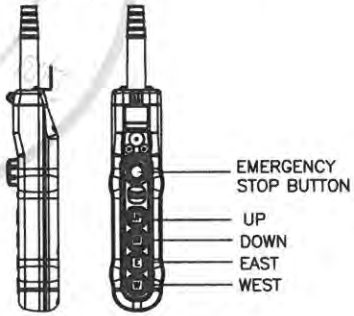

BEAM WIDTH	A	B
75	317.5	237.5
100	330	250
125	342.5	262.5
150	355	275

REV	DATE	DESCRIPTION	DRAWN	CHECK	APPRVD
A	08.MAR.2017	REDRAWING	K.H.Han	-	-

PROJECT

CLIENT

MANUFACTURER: 극동호이스트 주식회사 KUKDONG HOIST CO., LTD.

TITLE: ASSEMBLY DRAWING KD-1M-1T-L26

SCALE	DWG. NO.	SHT. NO.	REV.
N/S			

192.168.11.51 / 2022-05-20 13:46:36

불법복제 및 배포금지

형 식	KD1M-1.0T
모 델	KD-1M-1T-L70

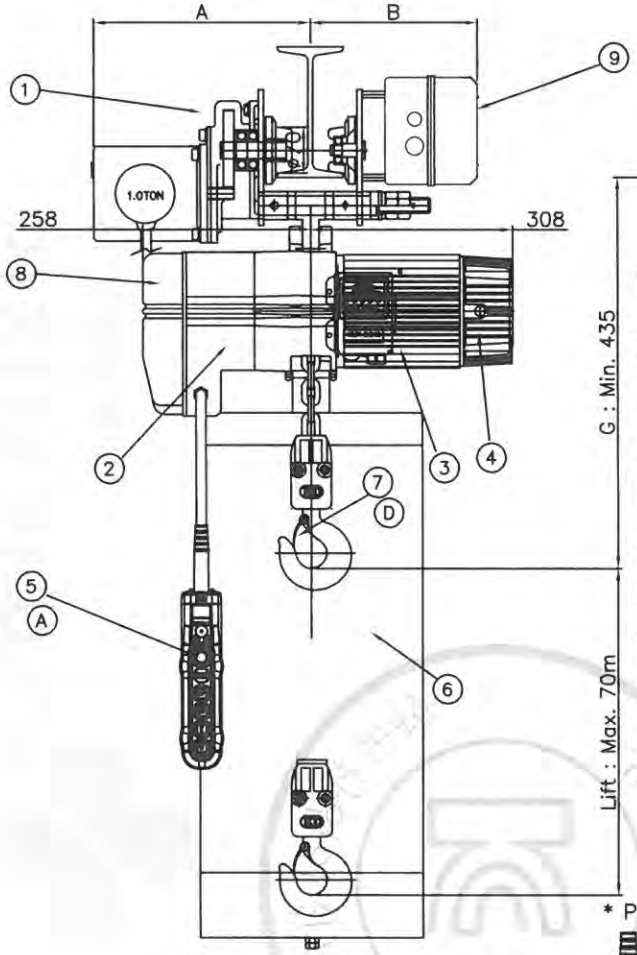

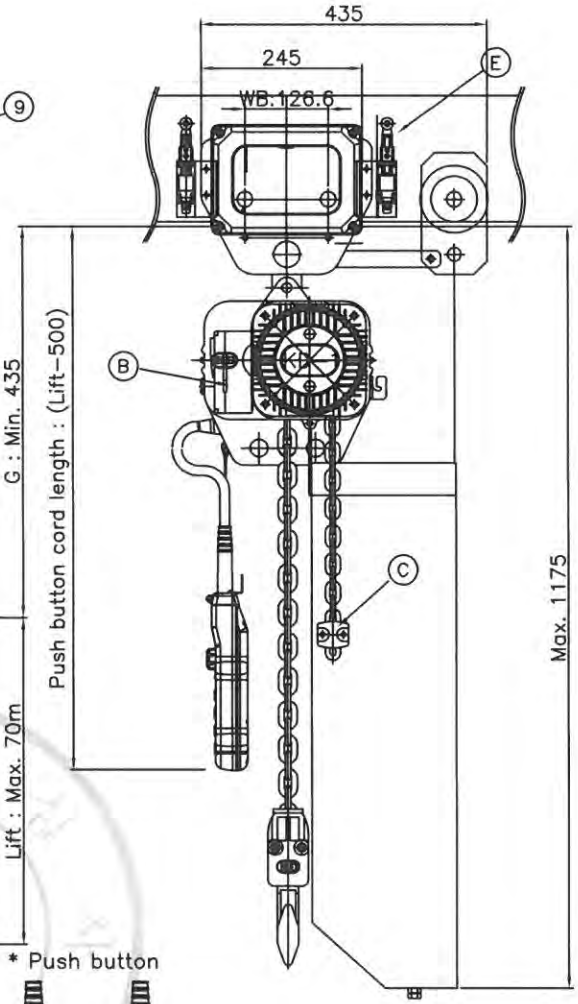

NO	DESCRIPTION	MATERIAL	Q'TY	SIZE	REMARK
1	Trolley	-	1		
2	Reducer-ASS'Y	-	1		
3	Motor	-	1		
4	Brake- ASS'Y	-	1		
5	Push Button S/W	-	1		
6	Chain Bucket	-	1		
7	Bottom Hook-ASS'Y	-	1		
8	Control Panel (관상)	-	1		
9	Control Panel (횡행)	-	1		
10					
	SAFETY DEVICE				
A	EMERGENCY STOP BUTTON S/W	-	1		
B	O.L.P	-	1		
C	CHAIN STOP HOLDER	-	1		
D	SAFETY LATCH	-	1		
E	LIMIT S/W (횡행)	-	1		

CAPACITY		1 Ton	
TEST LOAD		1.25 Ton	
LIFT		Max. 70 m	
HOISTING	MOTOR	1.5 kw x 4 poles	
	SPEED	8 m/min	
TRAVERSING	MOTOR	0.4 kw x 4 poles	0.4/0.2 kw x 4/8 poles
	SPEED LOW	12 m/min	12/6 m/min
	SPEED HIGH	24 m/min	24/12 m/min
	SPEED INVERTER	2~12 m/min	
BRAKE SYSTEM	HOISTING	DC ELECTRO MAGNETIC BRAKE	
	TRAVERSING	AC SELF BRAKE DUAL, INVERTER : DC BRAKE	
POWER SOURCES	MAIN	AC 3ø 220/380/440 460/480V 60Hz	
	CONTROL	AC 1ø 48/110/120V 60Hz	
OPERATION METHOD		PUSH BUTTON SWITCH TYPE ON FL.	
PAINT COLOR		10 B 3/5	
BEAM SIZE		75, 100, 125, 150	
LOAD CHAIN		ø7.1 x P21.2mm x 1fall	
NET WEIGHT		Max. 177 kg	

* Name plate



* Push button

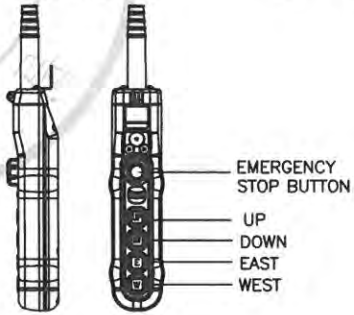

BEAM WIDTH	A	B
75	317.5	237.5
100	330	250
125	342.5	262.5
150	355	275

REV	DATE	DESCRIPTION	DRAWN	CHECK	APPRVD
A	08 MAR.2017	REDRAWING	K.H.Han	-	-

PROJECT

CLIENT

MANUFACTURER: 극동호이스트 주식회사 KUKDONG HOIST CO., LTD.

TITLE: ASSEMBLY DRAWING KD-1M-1T-L70

SCALE	DWG. NO.	SHT. NO.	REV.
N/S			

192.168.11.51 / 2022-05-20 13:46:36

불법복제 및 배포금지

형 식	KD1M-1.0T
모 델	KD-1E-1T-L26

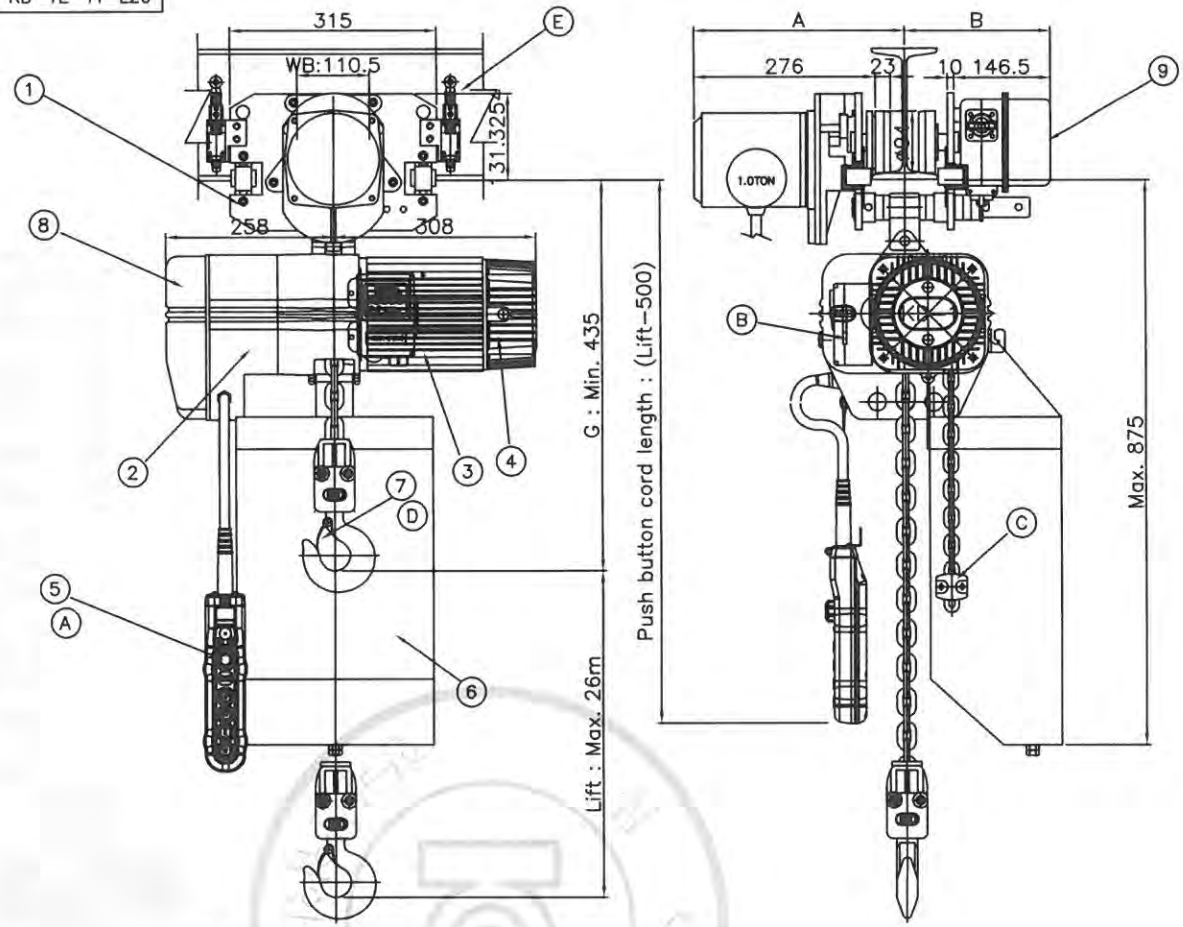

NO	DESCRIPTION	MATERIAL	Q'TY	SIZE	REMARK
1	Trolley	-	1		
2	Reducer-ASS'Y	-	1		
3	Motor	-	1		
4	Brake- ASS'Y	-	1		
5	Push Button S/W	-	1		
6	Chain Bucket	-	1		
7	Bottom Hook-ASS'Y	-	1		
8	Control Panel (권상)	-	1		
9	Control Panel (횡행)	-	1		
10					
	SAFETY DEVICE				
A	EMERGENCY STOP BUTTON S/W	-	1		
B	O.L.P	-	1		
C	CHAIN STOP HOLDER	-	1		
D	SAFETY LATCH	-	1		
E	LIMIT S/W (횡행)	-	1		

CAPACITY		1 Ton	
TEST LOAD		1.25 Ton	
LIFT		Max. 26 m	
HOISTING	MOTOR	1.5 kw x 4 poles	
	SPEED	8 m/min	
TRAVERSING	MOTOR	0.4 kw x 4 poles	0.4/0.2 kw x 4/8 poles
	SPEED LOW	12 m/min	12/6 m/min
	SPEED HIGH	24 m/min	24/12 m/min
	SPEED INVERTER	2~12 m/min	
BRAKE SYSTEM	HOISTING	DC ELECTRO MAGNETIC BRAKE	
	TRAVERSING	AC SELF BRAKE DUAL, INVERTER : DC BRAKE	
POWER SOURCES	MAIN	AC 3ø 220/380/440 460/480V 60Hz	
	CONTROL	AC 1ø 48/110/120V 60Hz	
OPERATION METHOD		PUSH BUTTON SWITCH TYPE ON FL.	
PAINT COLOR		10 B 3/5	
BEAM SIZE		75, 100, 125	
LOAD CHAIN		ø7.1 x P21.2mm x 1fall	
NET WEIGHT		Max. 130 kg	

* Name plate

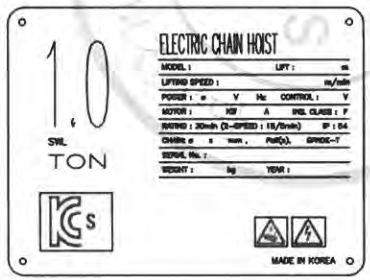

* Push button

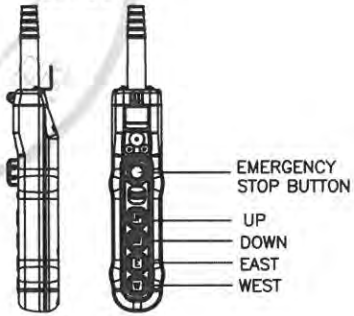

BEAM WIDTH	A	B
75	308.5	209.5
100	321	222
125	333.5	234.5

REV	DATE	DESCRIPTION	DRAWN	CHECK	APPRVD
A	08.MAR.2017	REDRAWING	K.H.Han	-	-

PROJECT

CLIENT

MANUFACTURER: 극동호이스트 주식회사 KUKDONG HOIST CO., LTD.

TITLE: ASSEMBLY DRAWING KD-1E-1T-L26

SCALE	DWG. NO.	SHT. NO.	REV.
N/S			

192.168.11.51 / 2022-05-20 13:46:36

불법복제 및 배포금지

형 식	KD1M-1.0T
모 델	KD-1E-1T-L70

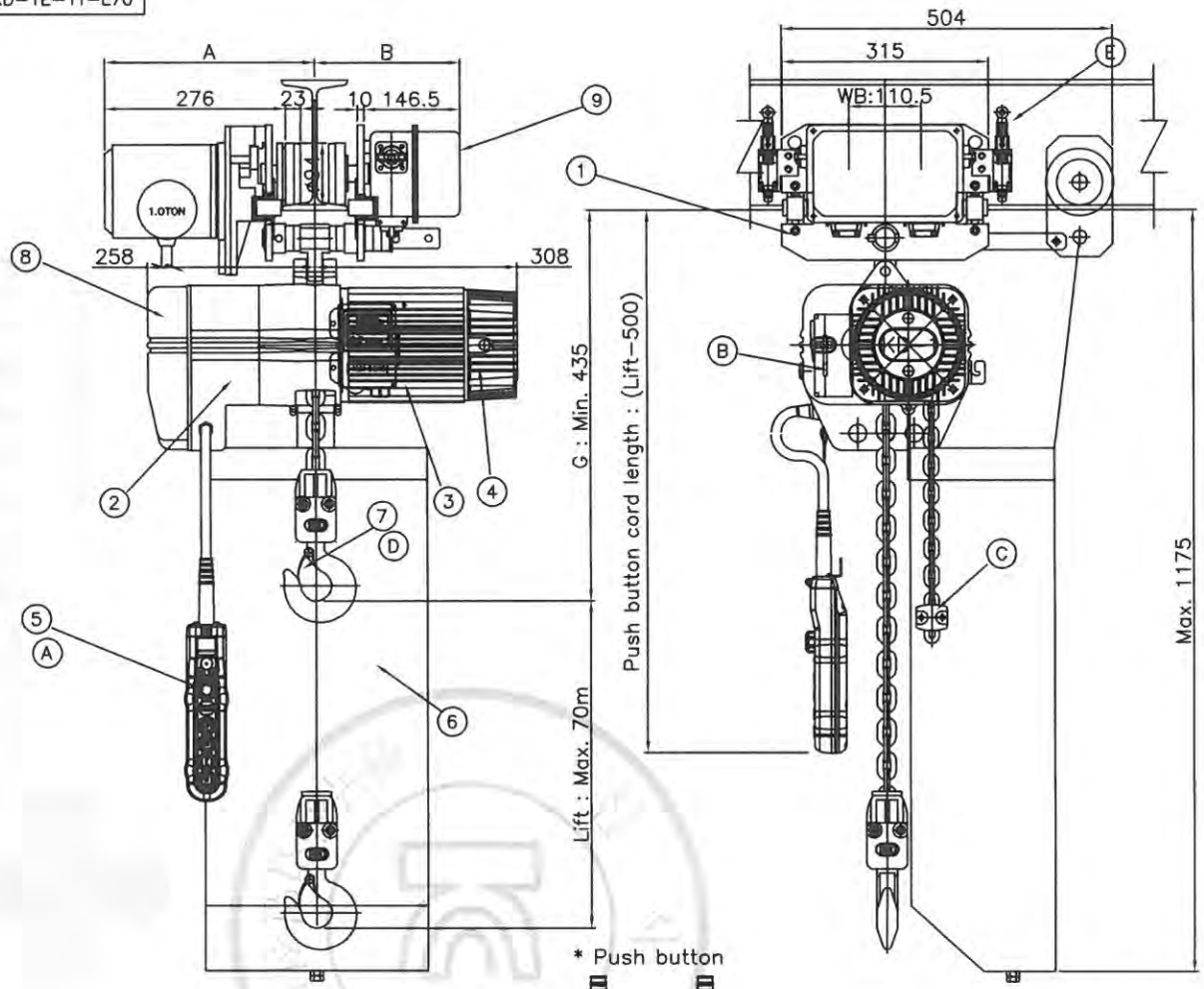

NO	DESCRIPTION	MATERIAL	Q'TY	SIZE	REMARK
1	Trolley	-	1		
2	Reducer-ASS'Y	-	1		
3	Motor	-	1		
4	Brake- ASS'Y	-	1		
5	Push Button S/W	-	1		
6	Chain Bucket	-	1		
7	Bottom Hook-ASS'Y	-	1		
8	Control Panel (경상)	-	1		
9	Control Panel (중량)	-	1		
10					
	SAFETY DEVICE				
A	EMERGENCY STOP BUTTON S/W	-	1		
B	O.L.P	-	1		
C	CHAIN STOP HOLDER	-	1		
D	SAFETY LATCH	-	1		
E	LIMIT S/W (중량)	-	1		

CAPACITY		1 Ton	
TEST LOAD		1.25 Ton	
LIFT		Max. 70 m	
HOISTING	MOTOR	1.5 kw x 4 poles	
	SPEED	8 m/min	
TRAVERSING	MOTOR	0.4 kw x 4 poles	0.4/0.2 kw x 4/8 poles
	SPEED LOW	12 m/min	12/6 m/min
	SPEED HIGH	24 m/min	24/12 m/min
	SPEED INVERTER	2~12 m/min	
BRAKE SYSTEM	HOISTING	DC ELECTRO MAGNETIC BRAKE	
	TRAVERSING	AC SELF BRAKE DUAL, INVERTER : DC BRAKE	
POWER SOURCES	MAIN	AC 3ø 220/380/440 460/480V 60Hz	
	CONTROL	AC 1ø 48/110/120V 60Hz	
OPERATION METHOD		PUSH BUTTON SWITCH TYPE ON FL.	
PAINT COLOR		10 B 3/5	
BEAM SIZE		75, 100, 125	
LOAD CHAIN		ø7.1 x P21.2mm x 1fall	
NET WEIGHT		Max. 182 kg	

* Name plate

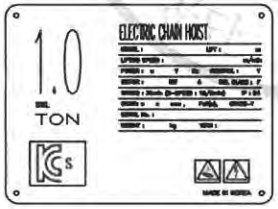

* Push button

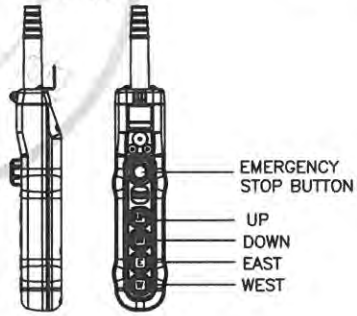

BEAM WIDTH	A	B
75	308.5	209.5
100	321	222
125	333.5	234.5

REV	DATE	DESCRIPTION	DRAWN	CHECK	APPRVD
A	08 MAR.2017	REDRAWING	K.H.Han	-	-

PROJECT

CLIENT

MANUFACTURER: 극동호이스트 주식회사 KUKDONG HOIST CO., LTD.

TITLE: ASSEMBLY DRAWING KD-1E-1T-L70

SCALE	DWG. NO.	SHT. NO.	REV.
N/S			

192.168.11.51 / 2022-05-20 13:46:36

불법복제 및 배포금지

불법복제 및 배포금지

KDT-1(P,M,E)

192.168.11.51 / 2022-05-20 13:46:36

형 식	KD1M-1.0T
모 델	KDT-1-1T-L26

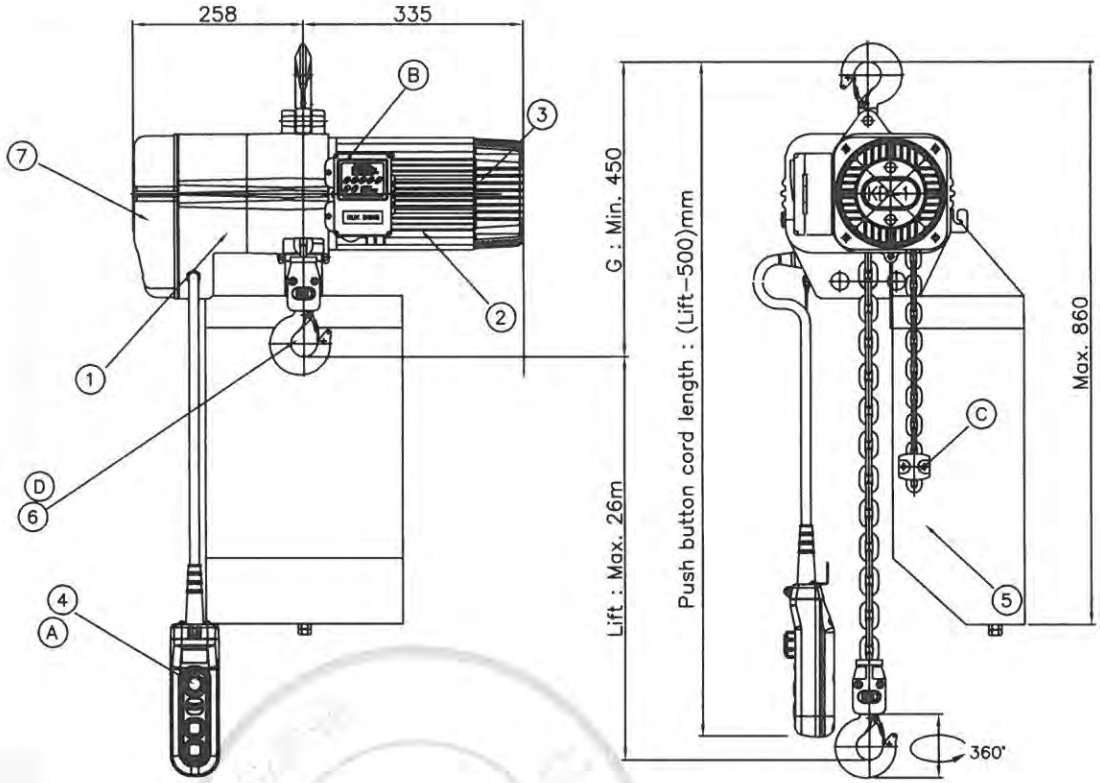

NO	DESCRIPTION	MATERIAL	Q'TY	SIZE	REMARK
1	Reducer-ASS'Y	-	1		
2	Motor	-	1		
3	Brake- ASS'Y	-	1		
4	Push Button S/W	-	1		
5	Chain Bucket	-	1		
6	Bottom Hook-ASS'Y	-	1		
7	Control Panel (변상)	-	1		
8					
9					
10					
	SAFETY DEVICE				
A	EMERGENCY STOP BUTTON S/W	-	1		
B	O.L.P	-	1		
C	CHAIN STOP HOLDER	-	1		
D	SAFETY LATCH	-	1		

CAPACITY		1.0 Ton
TEST LOAD		1.25 Ton
LIFT		Max. 26 m
HOISTING	MOTOR	1.5/0.5 kw x 4/12 poles
	SPEED	8/2 m/min
TRAVERSING	MOTOR	-
	SPEED	-
BRAKE SYSTEM	HOISTING	DC ELECTRO MAGNETIC BRAKE
	TRAVERSING	-
POWER SOURCES	MAIN	AC 3ø 220/380/440 460/480V 60Hz
	CONTROL	AC 1ø 48/110/120V 60Hz
OPERATION METHOD		PUSH BUTTON SWITCH TYPE ON FL.
PAINT COLOR		10 B 3/5
BEAM SIZE		-
LOAD CHAIN		ø7.1 x P21.2mm x 1fall
NET WEIGHT		Max. 87 kg

* Name plate

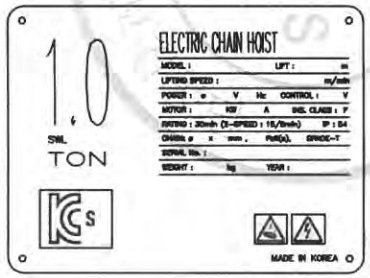

* Push button

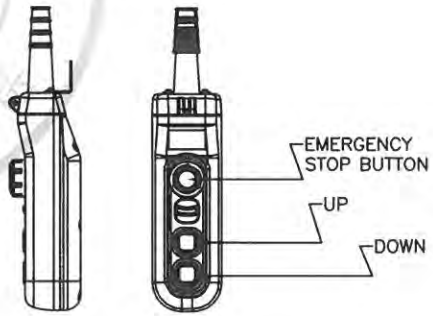

REV	DATE	DESCRIPTION	DRAWN	CHECK	APPRVD
A	08.MAR.2017	REDRAWING	K.H.Han	-	-

PROJECT

CLIENT

MANUFACTURER: 극동호이스트 주식회사 KUKDONG HOIST CO., LTD.

TITLE: ASSEMBLY DRAWING KDT-1-1T-L26

SCALE	DWG. NO.	SHT. NO.	REV.
N/S			

불법복제 및 배포금지

192.168.11.51 / 2022-05-20 13:46:36

형 식	KD1M-1.0T
모 델	KDT-1-1T-L70

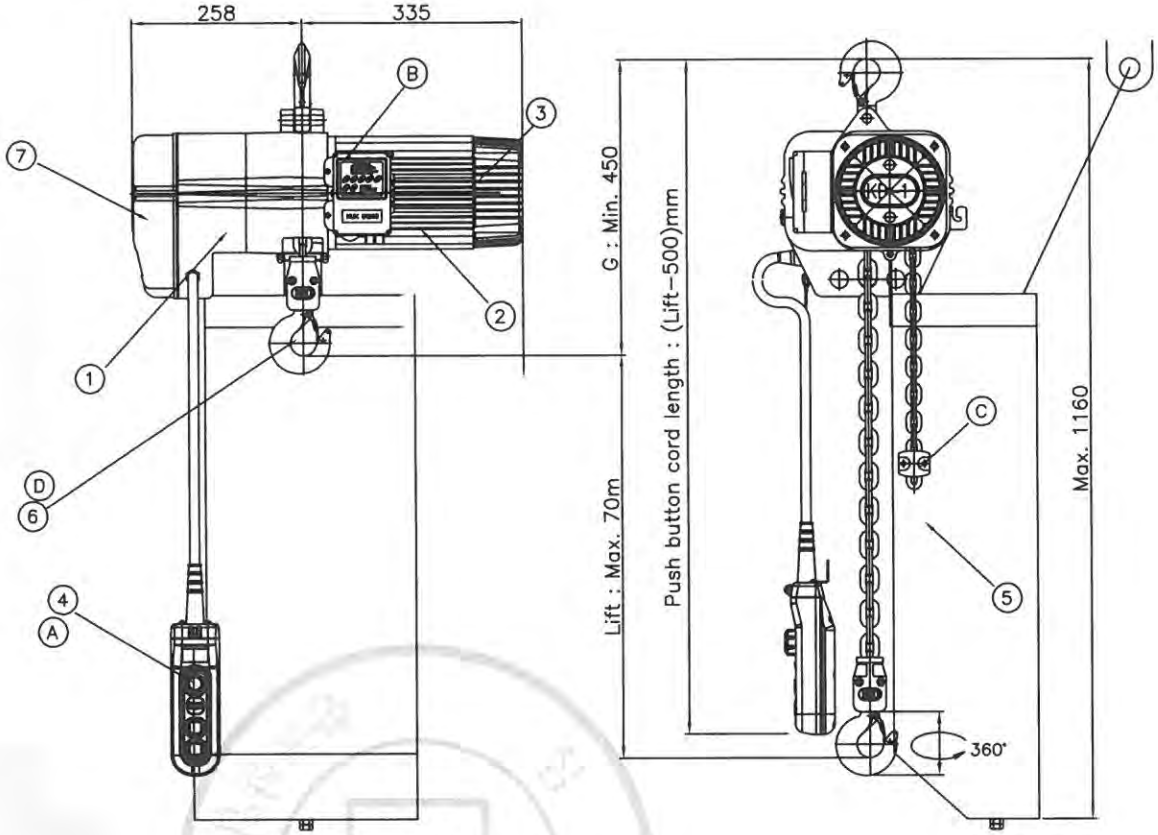

NO	DESCRIPTION	MATERIAL	Q'TY	SIZE	REMARK
1	Reducer-ASS'Y	-	1		
2	Motor	-	1		
3	Brake- ASS'Y	-	1		
4	Push Button S/W	-	1		
5	Chain Bucket	-	1		
6	Bottom Hook-ASS'Y	-	1		
7	Control Panel (현수)	-	1		
8					
9					
10					
	SAFETY DEVICE				
A	EMERGENCY STOP BUTTON S/W	-	1		
B	O.L.P	-	1		
C	CHAIN STOP HOLDER	-	1		
D	SAFETY LATCH	-	1		

CAPACITY		1.0 Ton
TEST LOAD		1.25 Ton
LIFT		Max. 70 m
HOISTING	MOTOR	1.5/0.5 kw x 4/12 poles
	SPEED	8/2 m/min
TRAVERSING	MOTOR	-
	SPEED	-
BRAKE SYSTEM	HOISTING	DC ELECTRO MAGNETIC BRAKE
	TRAVERSING	-
POWER SOURCES	MAIN	AC 3ø 220/380/440 460/480V 60Hz
	CONTROL	AC 1ø 48/110/120V 60Hz
OPERATION METHOD		PUSH BUTTON SWITCH TYPE ON FL.
PAINT COLOR		10 B 3/5
BEAM SIZE		-
LOAD CHAIN		ø7.1 x P21.2mm x 1fall
NET WEIGHT		Max. 140 kg

* Name plate

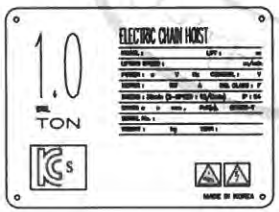

* Push button

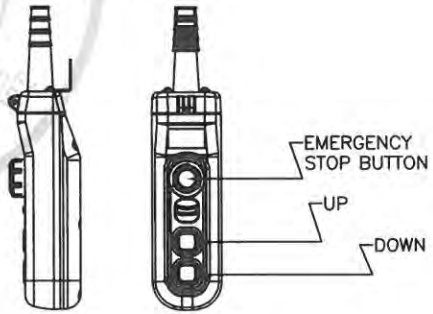

REV	DATE	DESCRIPTION	DRAWN	CHECK	APPRVD
A	08.MAR.2017	REDRAWING	K.H.Han	-	-

PROJECT

CLIENT

MANUFACTURER: 극동호이스트 주식회사 KUKDONG HOIST CO., LTD.

TITLE: ASSEMBLY DRAWING KDT-1-1T-L70

SCALE	DWG. NO.	SHT. NO.	REV.
N/S			

192.168.11.51 / 2022-05-20 13:46:36

불법복제 및 배포금지

형 식	KD1M-1.0T
모 델	KDT-1P-1T-L26

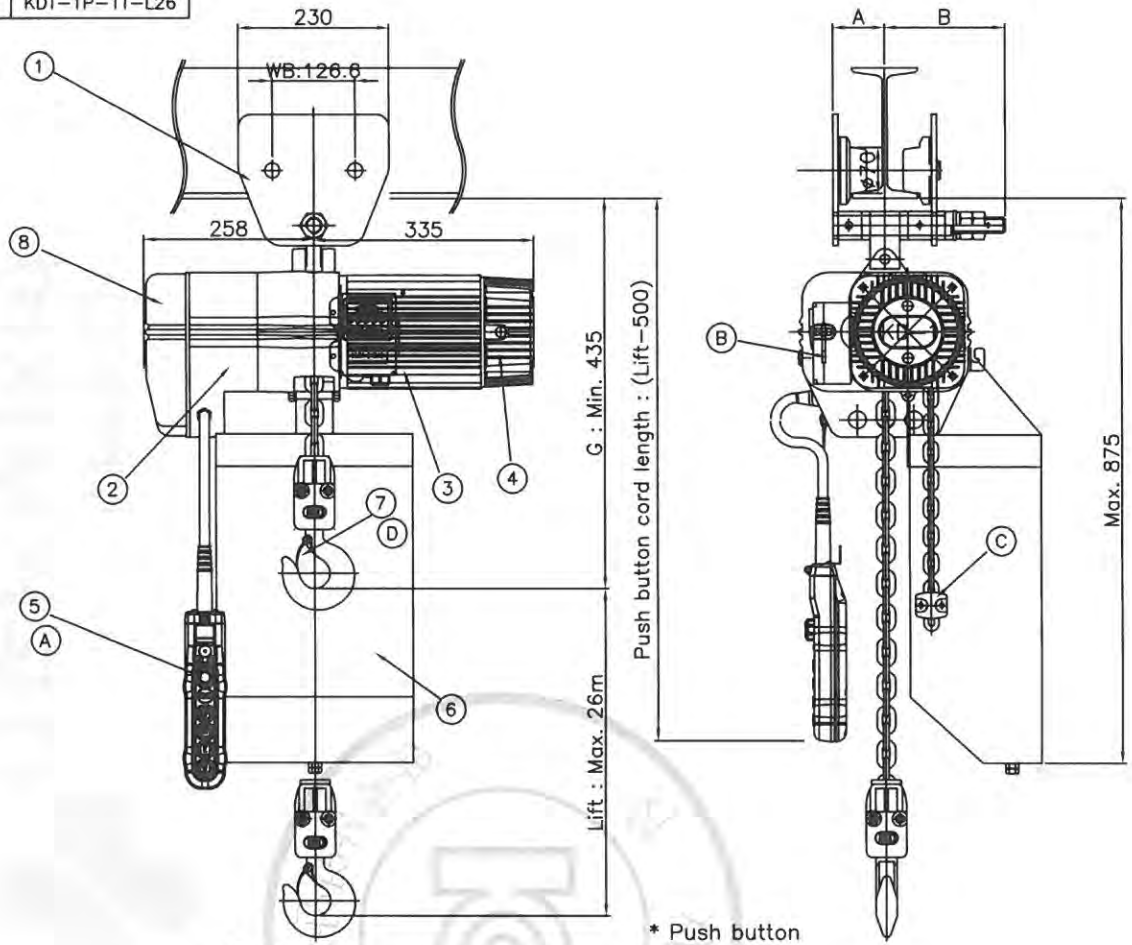

NO	DESCRIPTION	MATERIAL	Q'TY	SIZE	REMARK
1	Plain Trolley	–	1		
2	Reducer-ASS'Y	–	1		
3	Motor	–	1		
4	Brake- ASS'Y	–	1		
5	Push Button S/W	–	1		
6	Chain Bucket	–	1		
7	Bottom Hook-ASS'Y	–	1		
8	Control Panel (전장)	–	1		
9		–	1		
10					
	SAFETY DEVICE				
A	EMERGENCY STOP BUTTON S/W	–	1		
B	O.L.P	–	1		
C	CHAIN STOP HOLDER	–	1		
D	SAFETY LATCH	–	1		
E		–	1		

CAPACITY		1 Ton
TEST LOAD		1.25 Ton
LIFT		Max. 26 m
HOISTING	MOTOR	1.5/0.5 kw x 4/12 poles
	SPEED	8/2 m/min
TRAVERSING	MOTOR	–
	SPEED	–
BRAKE SYSTEM	HOISTING	DC ELECTRO MAGNETIC BRAKE
	TRAVERSING	–
POWER SOURCES	MAIN	AC 3ø 220/380/440 460/480V 60Hz
	CONTROL	AC 1ø 48/110/120V 60Hz
OPERATION METHOD		PUSH BUTTON SWITCH TYPE ON FL.
PAINT COLOR		10 B 3/5
BEAM SIZE		75, 100, 125, 150
LOAD CHAIN		ø7.1 x P21.2mm x 1fall
NET WEIGHT		Max. 107 kg

* Name plate

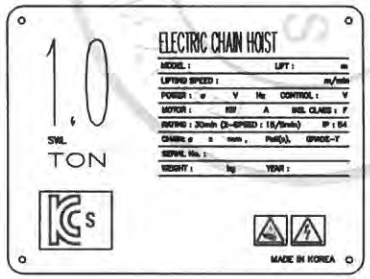

* Push button

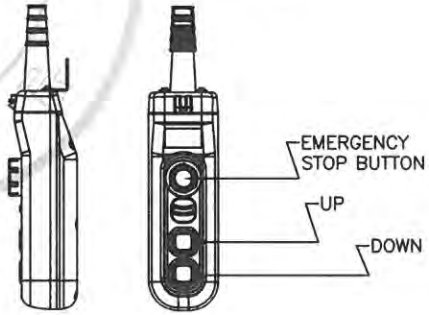

BEAM WIDTH	A	B
75	71	172
100	84	185
125	97	198
150	110	211

REV	DATE	DESCRIPTION	DRAWN	CHECK	APPRVD
A	08.MAR.2017	REDRAWING	K.H.Han	-	-

PROJECT

CLIENT

MANUFACTURER: 극동호이스트 주식회사 KUKDONG HOIST CO., LTD.

TITLE: ASSEMBLY DRAWING KDT-1P-1T-L26

SCALE	DWG. NO.	SHT. NO.	REV.
N/S			

불법복제 및 배포금지

192.168.11.51 / 2022-05-20 13:46:36

형 식	KD1M-1.0T
모 델	KDT-1P-1T-L70

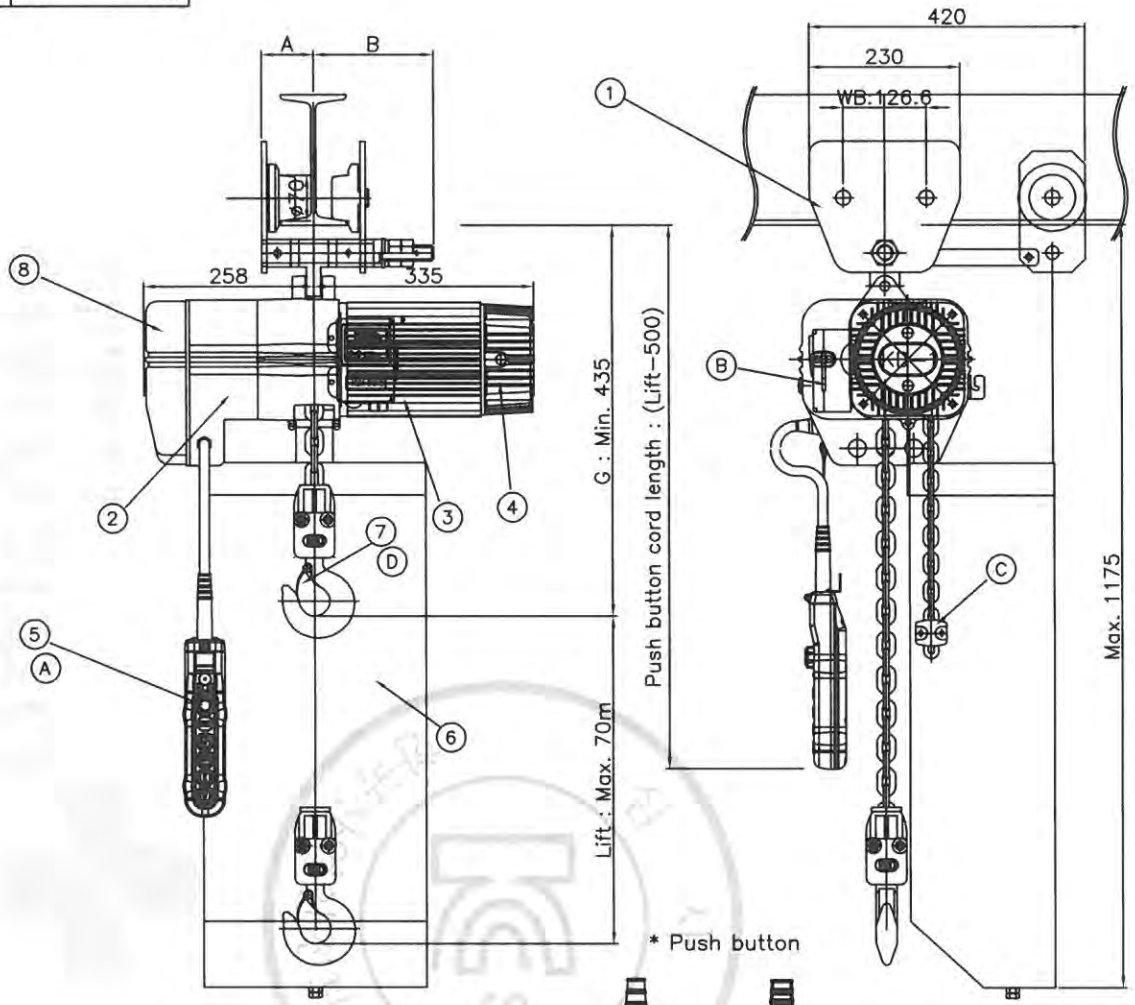

NO	DESCRIPTION	MATERIAL	Q'TY	SIZE	REMARK
1	Plain Trolley	–	1		
2	Reducer-ASS'Y	–	1		
3	Motor	–	1		
4	Brake- ASS'Y	–	1		
5	Push Button S/W	–	1		
6	Chain Bucket	–	1		
7	Bottom Hook-ASS'Y	–	1		
8	Control Panel (권상)	–	1		
9		–	1		
10					
	SAFETY DEVICE				
A	EMERGENCY STOP BUTTON S/W	–	1		
B	O.L.P	–	1		
C	CHAIN STOP HOLDER	–	1		
D	SAFETY LATCH	–	1		
E		–	1		

CAPACITY		1 Ton
TEST LOAD		1.25 Ton
LIFT		Max. 70 m
HOISTING	MOTOR	1.5/0.5 kw x 4/12 poles
	SPEED	8/2 m/min
TRAVERSING	MOTOR	–
	SPEED	–
BRAKE SYSTEM	HOISTING	DC ELECTRO MAGNETIC BRAKE
	TRAVERSING	–
POWER SOURCES	MAIN	AC 3ø 220/380/440 460/480V 60Hz
	CONTROL	AC 1ø 48/110/120V 60Hz
OPERATION METHOD		PUSH BUTTON SWITCH TYPE ON FL.
PAINT COLOR		10 B 3/5
BEAM SIZE		75, 100, 125, 150
LOAD CHAIN		ø7.1 x P21.2mm x 1fall
NET WEIGHT		Max. 160 kg

* Push button

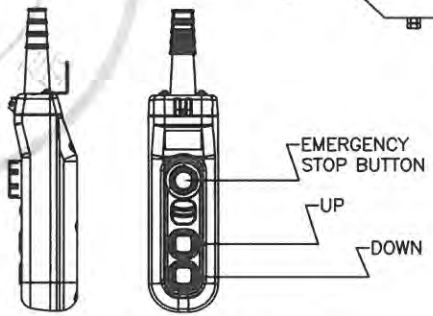

* Name plate



BEAM WIDTH	A	B
75	71	172
100	84	185
125	97	198
150	110	211

REV	DATE	DESCRIPTION	DRAWN	CHECK	APPRVD
A	08.MAR.2017	REDRAWING	K.H.Han	-	-

PROJECT

CLIENT

MANUFACTURER: 극동호이스트 주식회사 KUKDONG HOIST CO., LTD.

TITLE: ASSEMBLY DRAWING KDT-1P-1T-L70

SCALE	DWG. NO.	SHT. NO.	REV.
N/S			

192.168.11.51 / 2022-05-20 13:46:36

불법복제 및 배포금지

형 식	KD1M-1.0T
모 델	KDT-1M-1T-L26

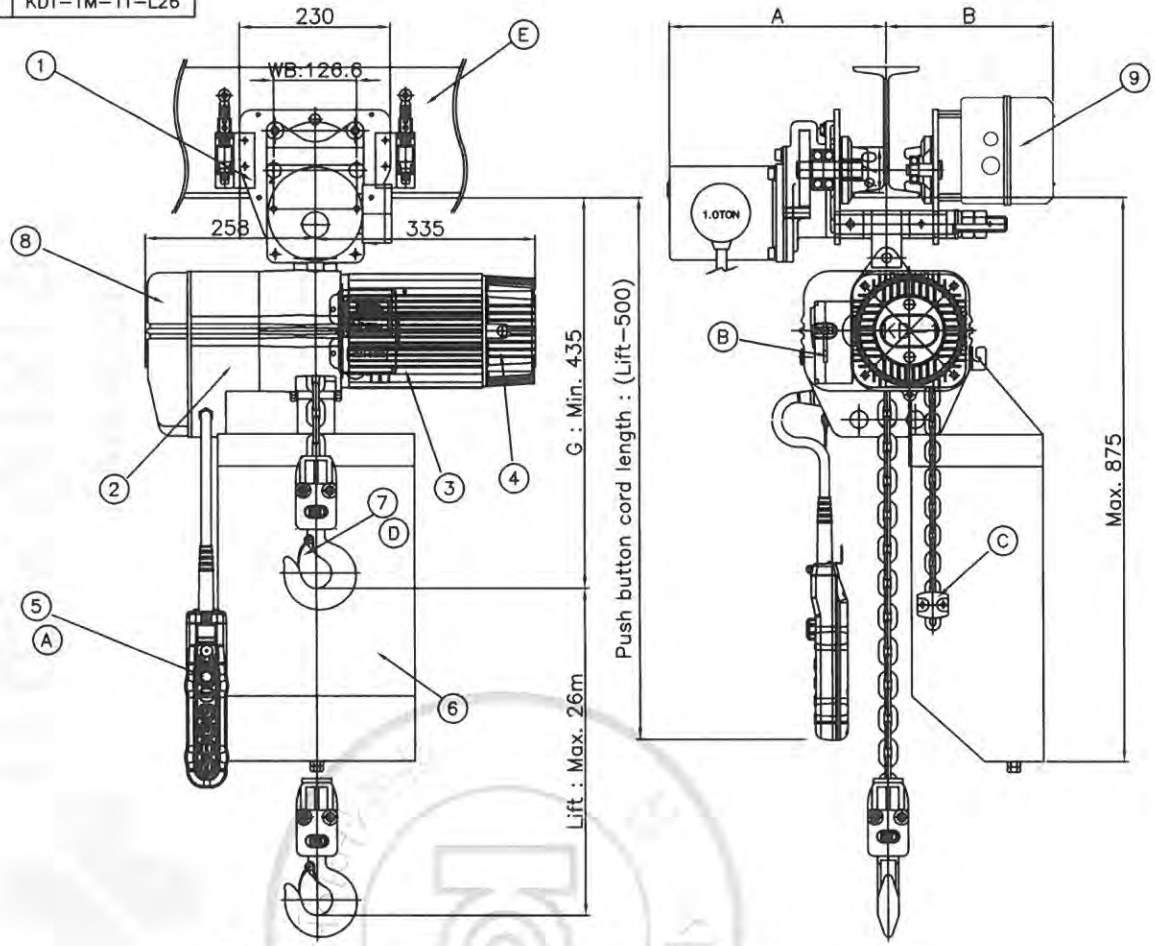

NO	DESCRIPTION	MATERIAL	Q'TY	SIZE	REMARK
1	Trolley	-	1		
2	Reducer-ASS'Y	-	1		
3	Motor	-	1		
4	Brake- ASS'Y	-	1		
5	Push Button S/W	-	1		
6	Chain Bucket	-	1		
7	Bottom Hook-ASS'Y	-	1		
8	Control Panel (권상)	-	1		
9	Control Panel (횡행)	-	1		
10					
	SAFETY DEVICE				
A	EMERGENCY STOP BUTTON S/W	-	1		
B	O.L.P	-	1		
C	CHAIN STOP HOLDER	-	1		
D	SAFETY LATCH	-	1		
E	LIMIT S/W (횡행)	-	1		

CAPACITY		1 Ton	
TEST LOAD		1.25 Ton	
LIFT		Max. 26 m	
HOISTING	MOTOR	1.5/0.5 kw x 4/12 poles	
	SPEED	8/2 m/min	
TRAVERSING	MOTOR	0.4 kw x 4 poles	0.4/0.2 kw x 4/8 poles
	SPEED LOW	12 m/min	12/6 m/min
	SPEED HIGH	24 m/min	24/12 m/min
	SPEED INVERTER	2~12 m/min	
BRAKE SYSTEM	HOISTING	DC ELECTRO MAGNETIC BRAKE	
	TRAVERSING	AC SELF BRAKE DUAL, INVERTER : DC BRAKE	
POWER SOURCES	MAIN	AC 3ø 220/380/440 460/480V 60Hz	
	CONTROL	AC 1ø 48/110/120V 60Hz	
OPERATION METHOD		PUSH BUTTON SWITCH TYPE ON FL.	
PAINT COLOR		10 B 3/5	
BEAM SIZE		75, 100, 125, 150	
LOAD CHAIN		ø7.1 x P21.2mm x 1fall	
NET WEIGHT		Max. 127 kg	

* Name plate



* Push button

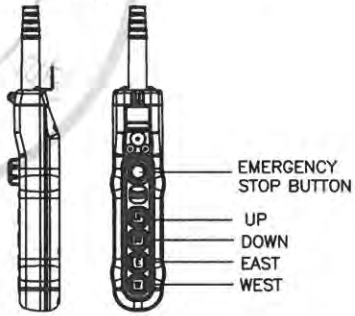

BEAM WIDTH	A	B
75	317.5	237.5
100	330	250
125	342.5	262.5
150	355	275

REV	DATE	DESCRIPTION	DRAWN	CHECK	APPRVD
A	08.MAR.2017	REDRAWING	K.H.Han	-	-

PROJECT

CLIENT

MANUFACTURER: 극동호이스트 주식회사 KUKDONG HOIST CO., LTD.

TITLE: ASSEMBLY DRAWING KDT-1M-1T-L26

SCALE	DWG. NO.	SHT. NO.	REV.
N/S			

불법복제 및 배포금지

192.168.11.51 / 2022-05-20 13:46:36

형 식	KD1M-1.0T
모 델	KDT-1M-1T-L70

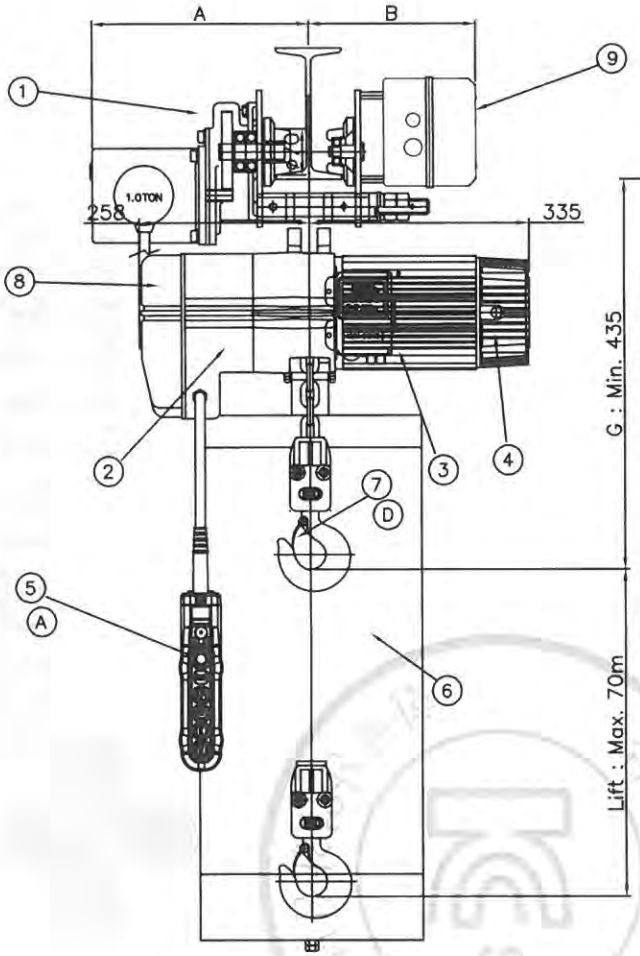

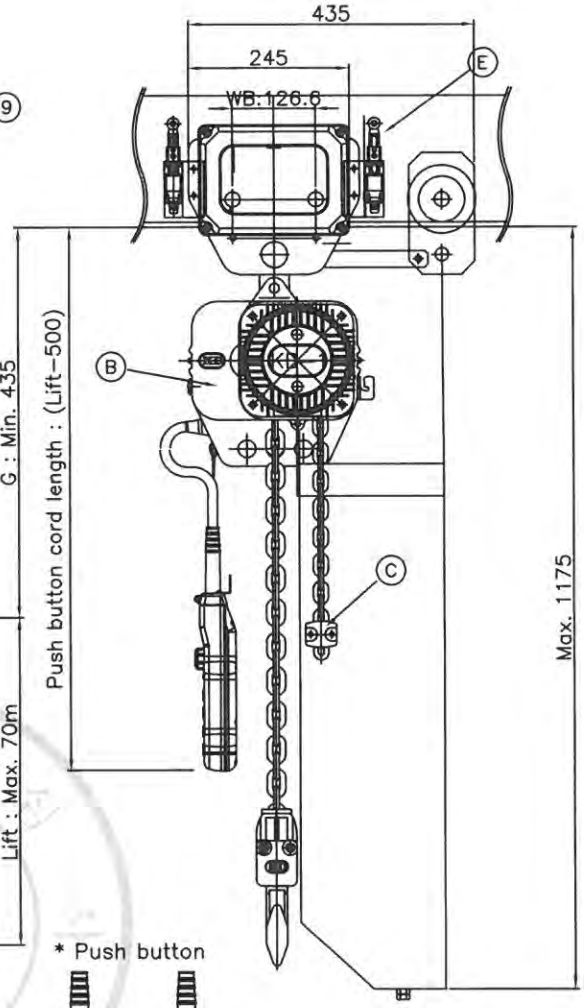

* Push button

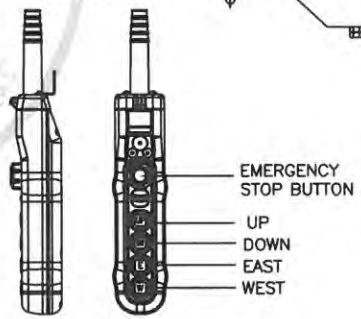

* Name plate



BEAM WIDTH	A	B
75	317.5	237.5
100	330	250
125	342.5	262.5
150	355	275

NO	DESCRIPTION	MATERIAL	Q'TY	SIZE	REMARK
1	Trolley	-	1		
2	Reducer-ASS'Y	-	1		
3	Motor	-	1		
4	Brake- ASS'Y	-	1		
5	Push Button S/W	-	1		
6	Chain Bucket	-	1		
7	Bottom Hook-ASS'Y	-	1		
8	Control Panel (경상)	-	1		
9	Control Panel (중량)	-	1		
10					
	SAFETY DEVICE				
A	EMERGENCY STOP BUTTON S/W	-	1		
B	O.L.P	-	1		
C	CHAIN STOP HOLDER	-	1		
D	SAFETY LATCH	-	1		
E	LIMIT S/W (중량)	-	1		

CAPACITY		1 Ton	
TEST LOAD		1.25 Ton	
LIFT		Max. 70 m	
HOISTING	MOTOR	1.5/0.5 kw x 4/12 poles	
	SPEED	8/2 m/min	
TRAVERSING	MOTOR	0.4 kw x 4 poles	0.4/0.2 kw x 4/8 poles
	SPEED LOW	12 m/min	12/6 m/min
	SPEED HIGH	24 m/min	24/12 m/min
	SPEED INVERTER	2~12 m/min	
BRAKE SYSTEM	HOISTING	DC ELECTRO MAGNETIC BRAKE	
	TRAVERSING	AC SELF BRAKE DUAL, INVERTER : DC BRAKE	
POWER SOURCES	MAIN	AC 3ø 220/380/440 460/480V 60Hz	
	CONTROL	AC 1ø 48/110/120V 60Hz	
OPERATION METHOD		PUSH BUTTON SWITCH TYPE ON FL.	
PAINT COLOR		10 B 3/5	
BEAM SIZE		75, 100, 125, 150	
LOAD CHAIN		ø7.1 x P21.2mm x 1fall	
NET WEIGHT		Max. 180 kg	

REV	DATE	DESCRIPTION	DRAWN	CHECK	APPRVD
A	08.MAR.2017	REDRAWING	K.H.Han	-	-

PROJECT

CLIENT

MANUFACTURER: 극동호이스트 주식회사 KUKDONG HOIST CO., LTD.

TITLE: ASSEMBLY DRAWING KDT-1M-1T-L70

SCALE	DWG. NO.	SHT. NO.	REV.
N/S			

불법복제 및 배포금지

192.168.11.51 / 2022-05-20 13:46:36

형 식	KD1M-1.0T
모 델	KDT-1E-1T-L26

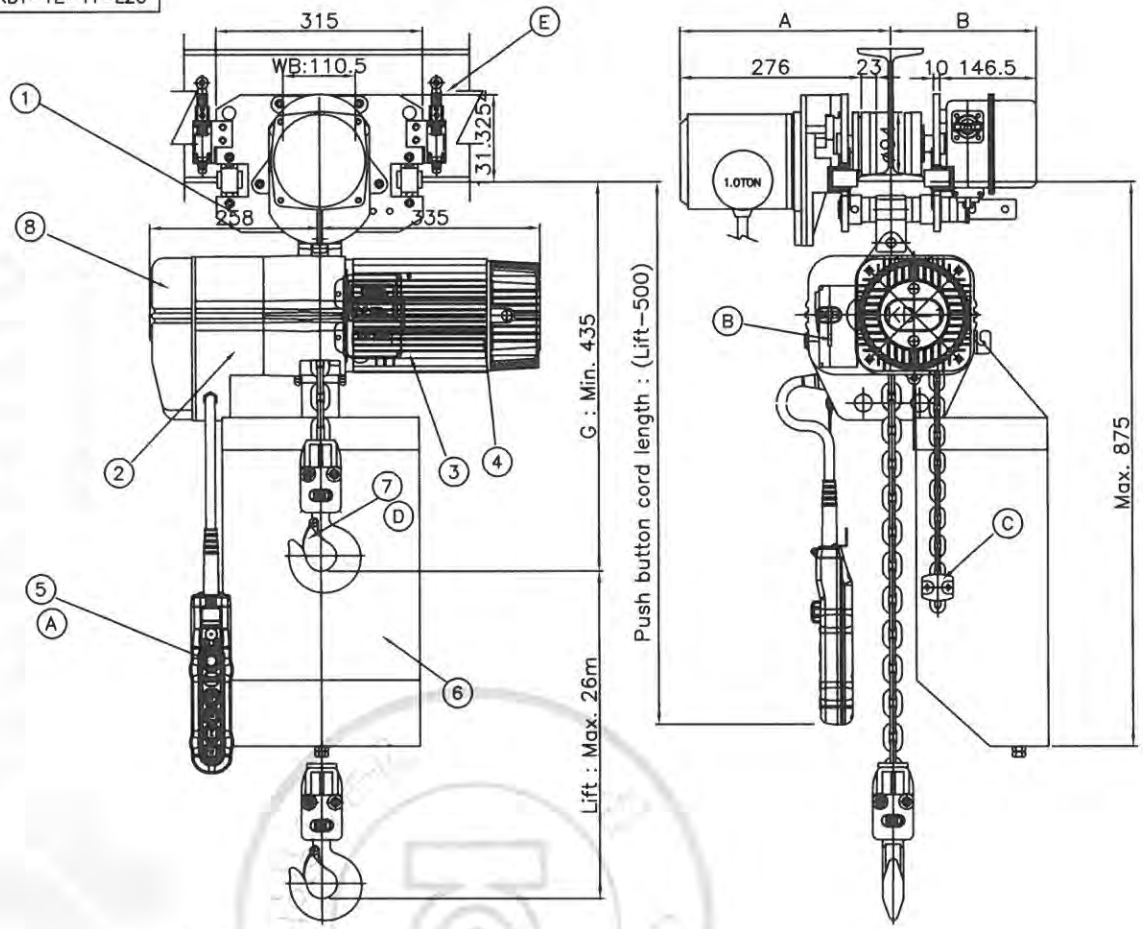

NO	DESCRIPTION	MATERIAL	Q'TY	SIZE	REMARK
1	Trolley	-	1		
2	Reducer-ASS'Y	-	1		
3	Motor	-	1		
4	Brake- ASS'Y	-	1		
5	Push Button S/W	-	1		
6	Chain Bucket	-	1		
7	Bottom Hook-ASS'Y	-	1		
8	Control Panel (전상)	-	1		
9	Control Panel (후방)	-	1		
10					
	SAFETY DEVICE				
A	EMERGENCY STOP BUTTON S/W	-	1		
B	O.L.P	-	1		
C	CHAIN STOP HOLDER	-	1		
D	SAFETY LATCH	-	1		
E	LIMIT S/W (양방)	-	1		

CAPACITY		1 Ton	
TEST LOAD		1.25 Ton	
LIFT		Max. 26 m	
HOISTING	MOTOR	1.5/0.5 kw x 4/12 poles	
	SPEED	8/2 m/min	
TRAVERSING	MOTOR	0.4 kw x 4 poles	0.4/0.2 kw x 4/8 poles
	SPEED LOW	12 m/min	12/6 m/min
	SPEED HIGH	24 m/min	24/12 m/min
	SPEED INVERTER	2~12 m/min	
BRAKE SYSTEM	HOISTING	DC ELECTRO MAGNETIC BRAKE	
	TRAVERSING	AC SELF BRAKE DUAL, INVERTER : DC BRAKE	
POWER SOURCES	MAIN	AC 3ø 220/380/440 460/480V 60Hz	
	CONTROL	AC 1ø 48/110/120V 60Hz	
OPERATION METHOD		PUSH BUTTON SWITCH TYPE ON FL.	
PAINT COLOR		10 B 3/5	
BEAM SIZE		75, 100, 125	
LOAD CHAIN		ø7.1 x P21.2mm x 1fall	
NET WEIGHT		Max. 132 kg	

* Name plate



* Push button

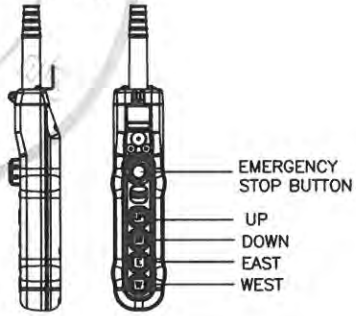

BEAM WIDTH	A	B
75	308.5	209.5
100	321	222
125	333.5	234.5

REV	DATE	DESCRIPTION	DRAWN	CHECK	APPRVD
A	08.MAR.2017	REDRAWING	K.H.Han	-	-

PROJECT

CLIENT

MANUFACTURER: 극동호이스트 주식회사 KUKDONG HOIST CO., LTD.

TITLE: ASSEMBLY DRAWING KDT-1E-1T-L26

SCALE	DWG. NO.	SHT. NO.	REV.
N/S			

192.168.11.51 / 2022-05-20 13:46:36

불법복제 및 배포금지

형 식	KD1M-1.0T
모 델	KDT-1E-1T-L70

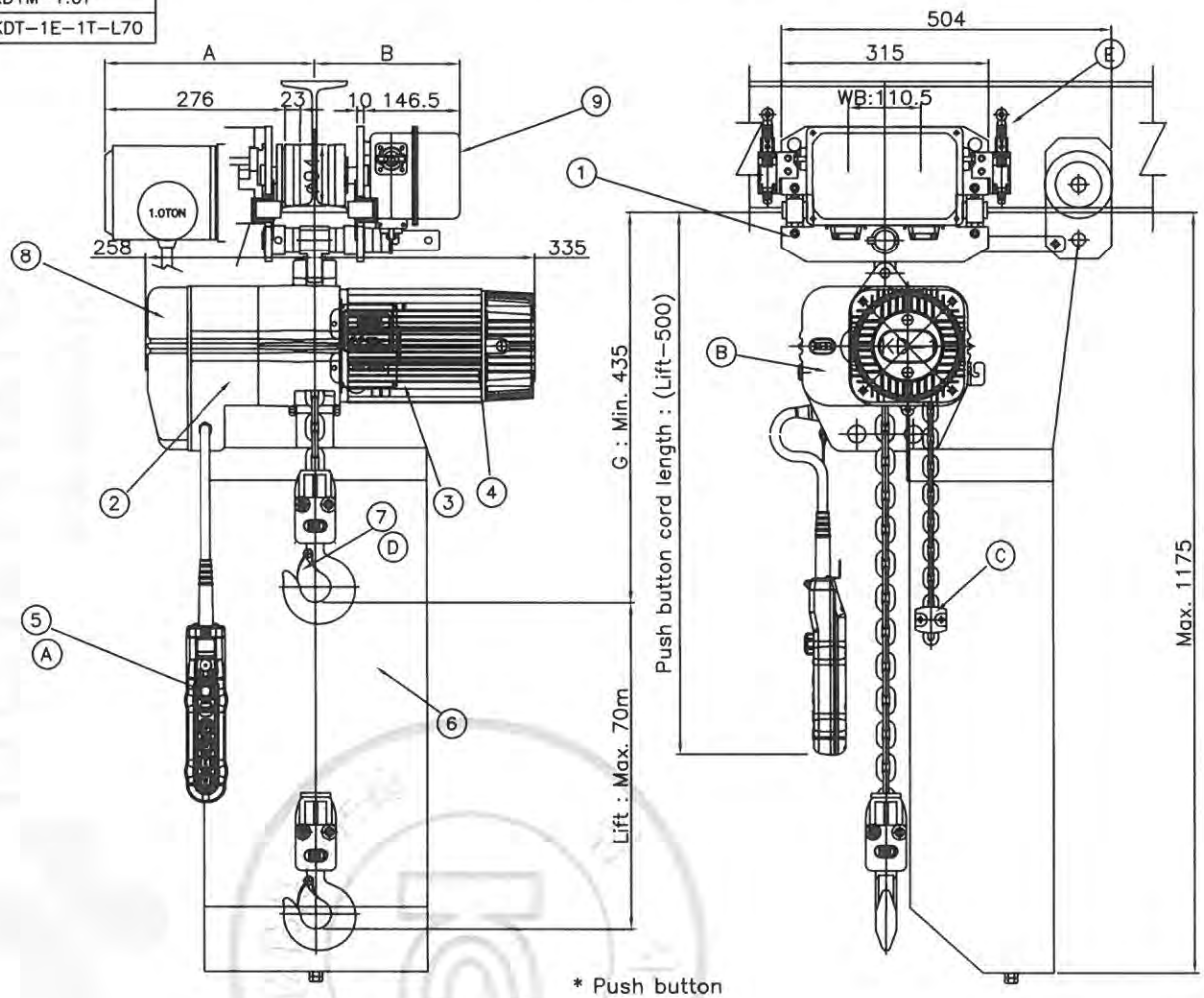

NO	DESCRIPTION	MATERIAL	Q'TY	SIZE	REMARK
1	Trolley	–	1		
2	Reducer-ASS'Y	–	1		
3	Motor	–	1		
4	Brake- ASS'Y	–	1		
5	Push Button S/W	–	1		
6	Chain Bucket	–	1		
7	Bottom Hook-ASS'Y	–	1		
8	Control Panel (권상)	–	1		
9	Control Panel (횡행)	–	1		
10					
	SAFETY DEVICE				
A	EMERGENCY STOP BUTTON S/W	–	1		
B	O.L.P	–	1		
C	CHAIN STOP HOLDER	–	1		
D	SAFETY LATCH	–	1		
E	LIMIT S/W (횡행)	–	1		

CAPACITY		1 Ton	
TEST LOAD		1.25 Ton	
LIFT		Max. 70 m	
HOISTING	MOTOR	1.5/0.5 kw x 4/12 poles	
	SPEED	8/2 m/min	
TRAVERSING	MOTOR	0.4 kw x 4 poles	0.4/0.2 kw x 4/8 poles
	SPEED LOW	12 m/min	12/6 m/min
	SPEED HIGH	24 m/min	24/12 m/min
	SPEED INVERTER	2~12 m/min	
BRAKE SYSTEM	HOISTING	DC ELECTRO MAGNETIC BRAKE	
	TRAVERSING	AC SELF BRAKE DUAL, INVERTER : DC BRAKE	
POWER SOURCES	MAIN	AC 3ø 220/380/440 460/480V 60Hz	
	CONTROL	AC 1ø 48/110/120V 60Hz	
OPERATION METHOD		PUSH BUTTON SWITCH TYPE ON FL.	
PAINT COLOR		10 B 3/5	
BEAM SIZE		75, 100, 125	
LOAD CHAIN		ø7.1 x P21.2mm x 1fall	
NET WEIGHT		Max. 185 kg	

* Name plate



* Push button

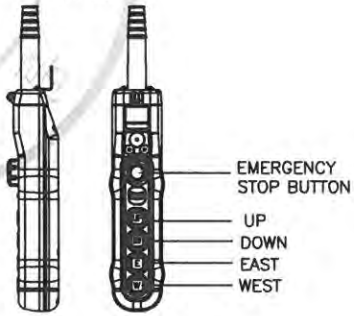

BEAM WIDTH	A	B
75	308.5	209.5
100	321	222
125	333.5	234.5

REV	DATE	DESCRIPTION	DRAWN	CHECK	APPRVD
A	08.MAR.2017	REDRAWING	K.H.Han	-	-

PROJECT

CLIENT

MANUFACTURER: 극동호이스트 주식회사 KUKDONG HOIST CO., LTD.

TITLE: ASSEMBLY DRAWING KDT-1E-1T-L70

SCALE	DWG. NO.	SHT. NO.	REV.
N/S			

불법복제 및 배포금지

192.168.11.51 / 2022-05-20 13:46:36

불법복제 및 배포금지

KD-1,
KD-1P

192.168.11.51 / 2022-05-20 13:46:36

< Electrical Specification >

1. Power source : **AC 3Ø 220V, 380V, 440V, 460V, 480V 60Hz**
2. Control source : **AC 1Ø 48V, 110V, 120V 60Hz**

OBJECT	MOTOR	220		380		440		460		480		BRAKE	REMARK
		CURRENT	CABLE	CURRENT	CABLE	CURRENT	CABLE	CURRENT	CABLE	CURRENT	CABLE		
HOISTING	1.5kw x 4P	6.2 A	2.5sq	3.6 A	2.5sq	3.1 A	2.5sq	3.0 A	2.5sq	2.8 A	2.5sq	DC MAG BRAKE	1 DRIVE
TRAVERSING	-	-	-	-	-	-	-	-	-	-	-		
CONTROL CURRENT		1.00 A	1.5sq	0.50 A	1.5sq	0.50 A	1.5sq	0.50 A	1.5sq	0.50 A	1.5sq		
LIGHTING & ACC'Y CIRCUIT													
SUB TOTAL		7.20 A	2.5sq	4.10 A	2.5sq	3.60 A	2.5sq	3.50 A	2.5sq	3.30 A	2.5sq	I(A)=M/H+T/S+ASS'Y	

(KD-1-1T, KD-1P-1T)

192.168.11.51 / 2022-05-20 13:46:36

불법복제 및 배포금지

불법복제 및 배포금지

KD

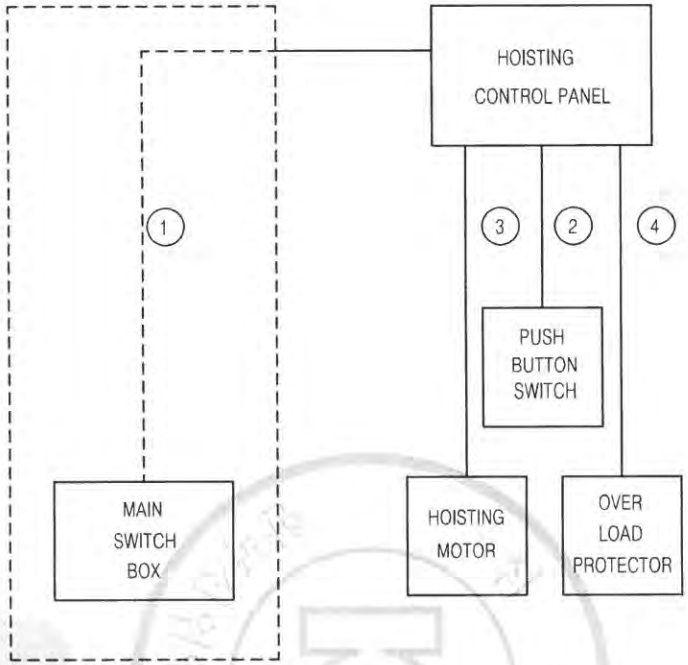

NO.		CABLE SPEC.
1		VCT 2.5sq x 4C
2		VCT 1.5sq x 4C or 7C
3	220/380V	KIV 2.5sq x 7C
	440/460/480V	KIV 2.5sq x 4C
4		VCT 0.75sq x 8C

* 1번 CABLE은 제작시 1M를 인출하고,
나머지 길이에 대해서는 OWNER SCOPE임.
* 3번선은 HOIST BODY를 관통하여 HOIST CONTROL
PANEL로 가는 선으로 외부로 인출되어 있지 않기
때문에 CABLE이 아니라 KIV 전선을 사용함

: OWNER SCOPE

NO	PARTS NAME	MATERIAL	Q'TY	SIZE	WEIGHT	REMARK

SCALE	NS	DESIGNED	CHECKED	APPROVED	TITLE	CABLE CONNECTION DIAGRAM
PRO-JECTION		K.M.Seo		M.H.Kim		KD-1(P)-1T
						3ø 220/380/440/460/480V 60Hz
KD KUK DONG HOIST CO., LTD.					DWG NO.	

192.168.11.51 / 2022-05-20 13:46:36

KD

NO.	DESCRIPTION	CABLE SPEC.	REMARK
1	MAIN EARTH LINE	GV 2.5sq x 1C	OWNER SCOPE
2	MAIN POWER SOURCE	CV 2.5sq x 1C	OWNER SCOPE
3	FESTOON CABLE or CABLE REEL	VCT 2.5sq X 1C 30A x 1LINE	OWNER SCOPE
4	HOIST POWER SOURCE	VCT 2.5sq x 1C	
5	HOISTING MOTOR	KIV 2.5sq X 1C	
6	TRAVERSING MOTOR	VCT 2.5sq X 1C	

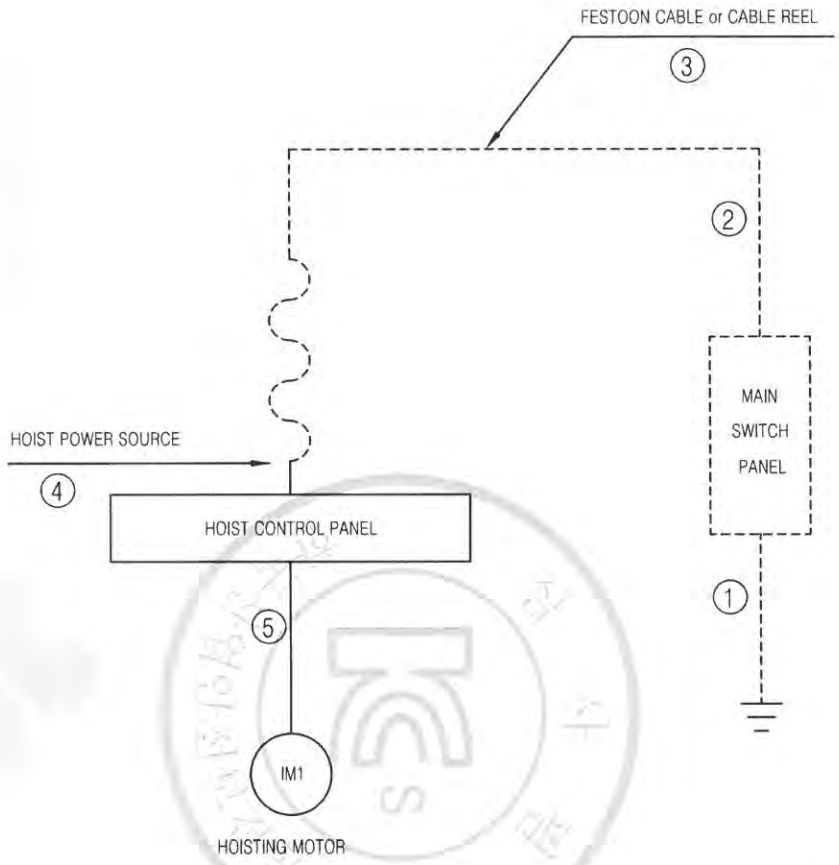

등전위접지

1. 전기장비와 기계의 노출된 모든 도전부는 보호본딩회로에 연결되어야 하며 적절한 접지연속성 기능이 유지되야함.
2. 보호본딩회로에는 개폐기, 과전류보호장치가 부착되지 않아야 한다.

시험대상 전선의 최소 유효단면적	최고전압강하(V)
1.0	3.3
1.5	2.6
2.5	1.6
4.0	1.4
>6.0	1.0

------ OWNER SCOPE
——— KUK DONG SCOPE

NO	PARTS NAME	MATERIAL	Q'TY	SIZE	WEIGHT	REMARK

SCALE	NS	DESIGNED	CHECKED	APPROVED	TITLE	GROUND WIRE SYSTEM
PRO-JECTION		K.M.Seo		M.H.kim		KD(T)-1(P)-1T

KD KUK DONG HOIST CO., LTD. DWG NO.

불법복제 및 배포금지

192.168.11.51 / 2022-05-20 13:46:36

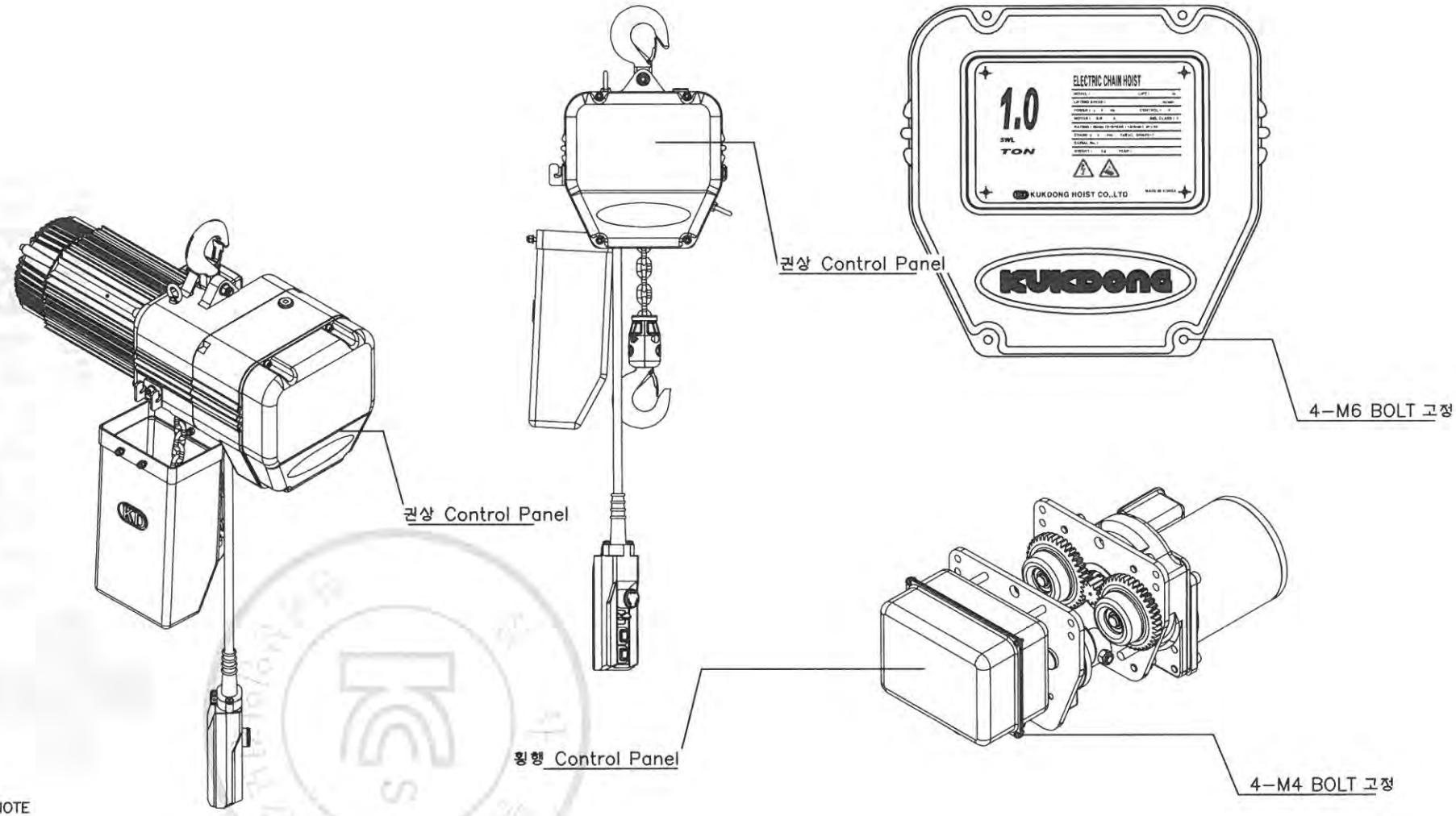

* NOTE

1. HOIST PANEL – AL
2. INSIDE – DUST PROOF
   OUTSIDE – SPLASH PROOF
3. APPLICATION VOLTAGE : 220V,380V,440V,460V,480V
4. 제어용 전선 :1.5sq KIV,HIV

* 체인호이스트 외함은 특수공구로만 개방할수 있는 구조임.

No.	DATE	REVISION RECORD	DWG.	CHK.	APP.
A	09.03.04	FIRST ISSUE	K.M.Seo		M.H.Kim

Scale	N/S	Pro-jection	3rd ANGLES	Mass	Kg	Title	ELECTRIC CHAIN HOIST Hoist 외함
OWNER							
KD 국동호이스트 주식회사 KUK DONG HOIST CO., LTD.						DWG No.	

불법복제 및 배포금지

192.168.11.51 / 2022-05-20 13:46:36

192.168.11.51 / 2022-05-20 13:46:36

불법복제 및 배포금지

KD

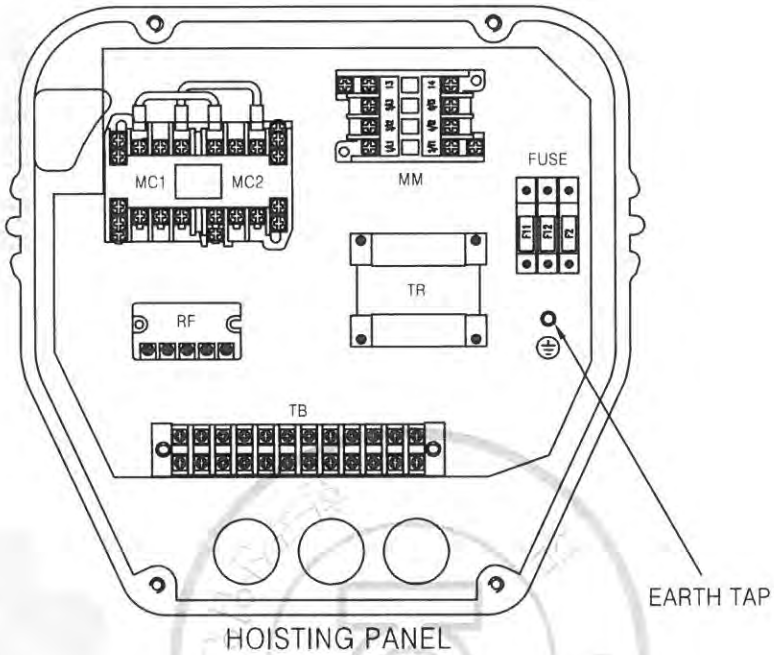

* PART LIST

MARK	NAME		SPECIFICATION	Q'TY
MC1,2	HOISTING MAGNETIC CONTACTOR		CMH10	1
MM	MAIN MAGNETIC CONTACTOR		CMC12	1
TR	TRANSFORMER		45VA	1
RF	RECTIFIER		SR-30	1
TB	TERMINAL BLOCK		20A x 10P	1
F11,12	FUSE	220V	2A	2
		380/440/460/480V	1A	
F2	FUSE		3A	1

* NOTE

1. HOIST PANEL – AL
2. INSIDE – DUST PROOF
   OUTSIDE – SPLASH PROOF
3. APPLICATION VOLTAGE : 220V,380V,440V,460V,480V
4. 제어용 전선 :1.5sq KIV,HIV
5. 전선의 색상은 다음과 같다.
   1) 흑색 : 교류 및 직류 전원선로
   2) 적색 : 교류제어회로
   3) 주황색 : 외부전원에서 공급되는 연동장치 제어회로
   4) 녹색 또는 녹색과 황색 혼용 : 접지선
   5) 청 색 : 직류 제어회로
6. CABLE MATERIAL : KIV OR EQUIVALENT
7. EARTH TERMINAL RESISTANCE : 0.018
8. 제작시 다소 변경 될수있음.
9. 외함 개방 구조는 다음과 같다.
   1) 외함 개방 시 충전부분이 차단되도록 한다.
   2) 외함 개방 후 충전되어있는 부분은 IP2X 이상의 직접 접촉 방호가 되어 있을것.

Scale	N / S	DISN.BY	CHK.BY	APPR.BY	Title	HOIST CONTROL PANEL
Pro-jection	3ANGLES	K.M.Seo		M.H.Kim		KD-1(P)-1T
Mass	Kg					
KD KUK DONG HOIST CO., LTD.					DWG No.	

POWER CIRCUIT

POWER SUPPLY SYSTEM

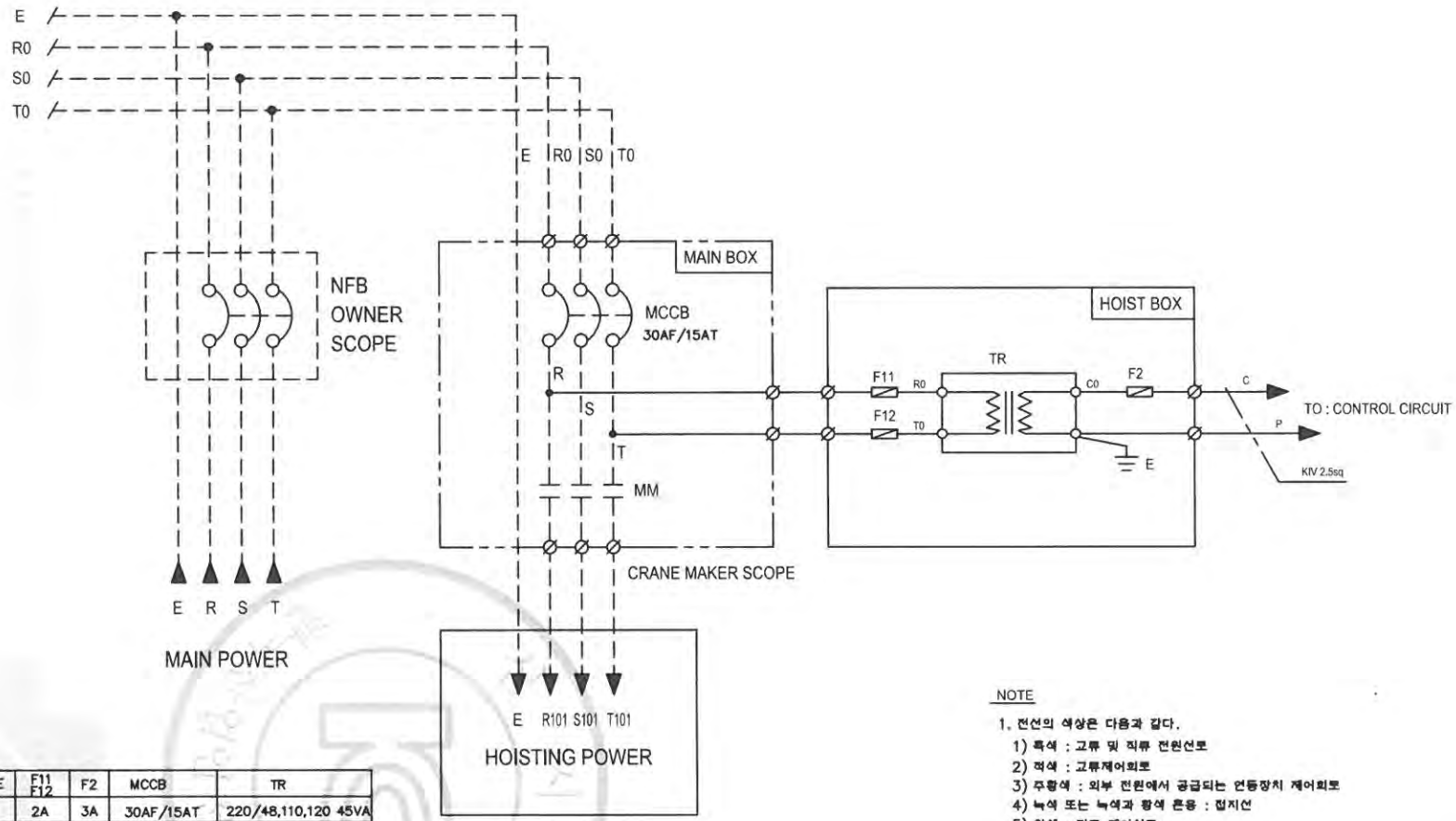

VOLTAGE	F11 F12	F2	MCCB	TR
220V	2A	3A	30AF/15AT	220/48,110,120 45VA
380V	1A	3A	30AF/10AT	380/48,110,120 45VA
440V	1A	3A	30AF/10AT	440/48,110,120 45VA
460V	1A	3A	30AF/10AT	460/48,110,120 45VA
480V	1A	3A	30AF/10AT	480/48,110,120 45VA

NOTE

1. 전선의 색상은 다음과 같다.
   1) 흑색 : 고류 및 직류 전원선로
   2) 적색 : 고류제어회로
   3) 주황색 : 외부 전원에서 공급되는 연동장치 제어회로
   4) 녹색 또는 녹색과 황색 혼용 : 접지선
   5) 청색 : 직류 제어선로
2. 제작시 다소 변경 될수있음.
3. 외함 개방구조는 다음과 같음것.
   외함 개방후 충전되어있는 부분은 IP2X 이상의 직접 접촉 방호가 되어있을것.

REV	DATE	DESCRIPTION	DRAWN	CHECK	APPRVD
A	02.MAY.2022	REDRAWING	K.H.Han	-	-

TITLE

MAIN POWER CIRCUIT DIAGRAM

KD(T)-1(P)-1T

CUSTOMER

극동호이스트 주식회사
KUKDONG HOIST CO., LTD.

DESIGN	SCALE	SHT. NO.	ORDER NO.

DWG. NO.

192.168.11.51 / 2022-05-20 13:46:36

불법복제 및 배포금지

불법복제 및 배포금지

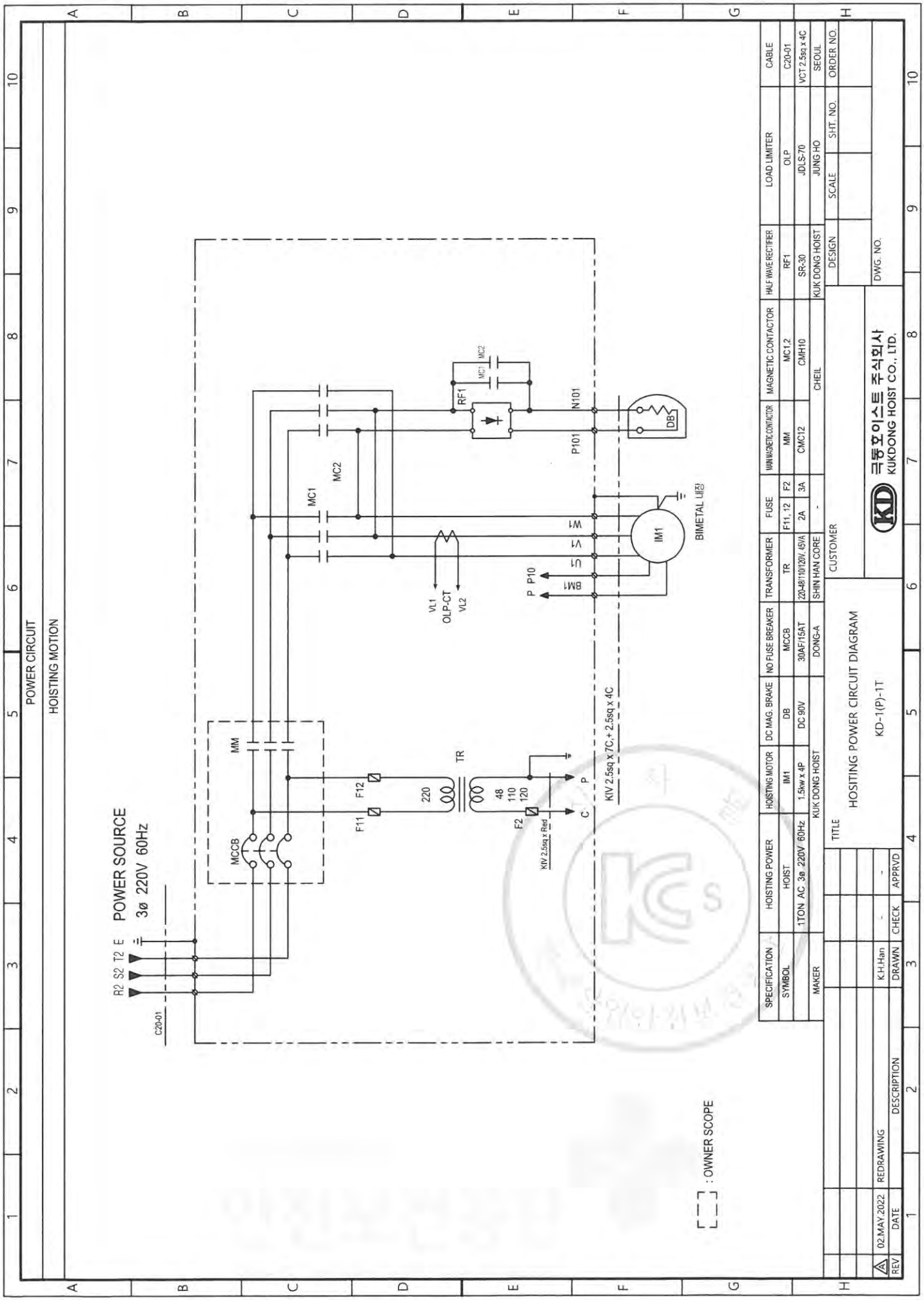

192.168.11.51 / 2022-05-20 13:46:36

불법복제 및 배포금지

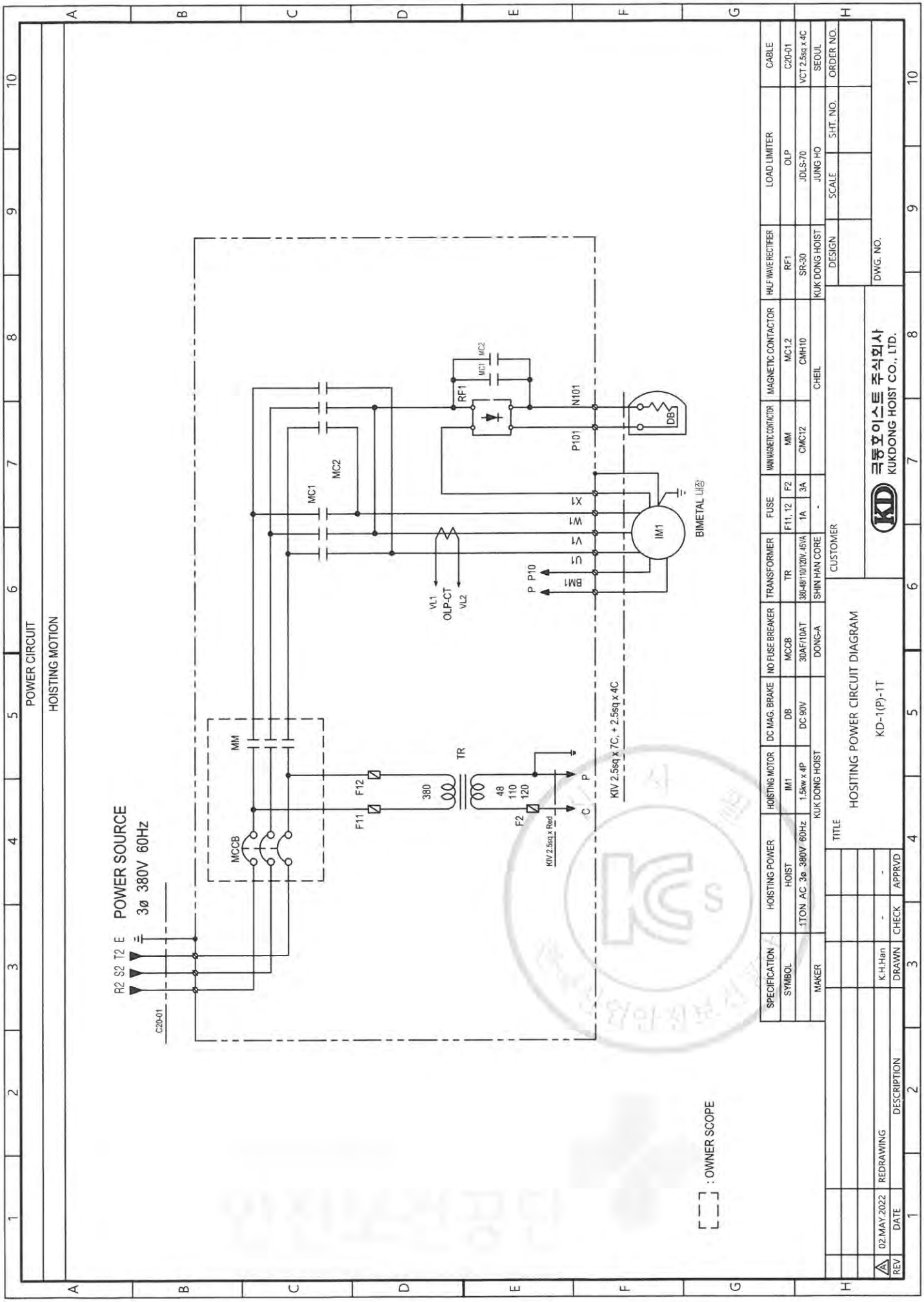

192.168.11.51 / 2022-05-20 13:46:36

불법복제 및 배포금지

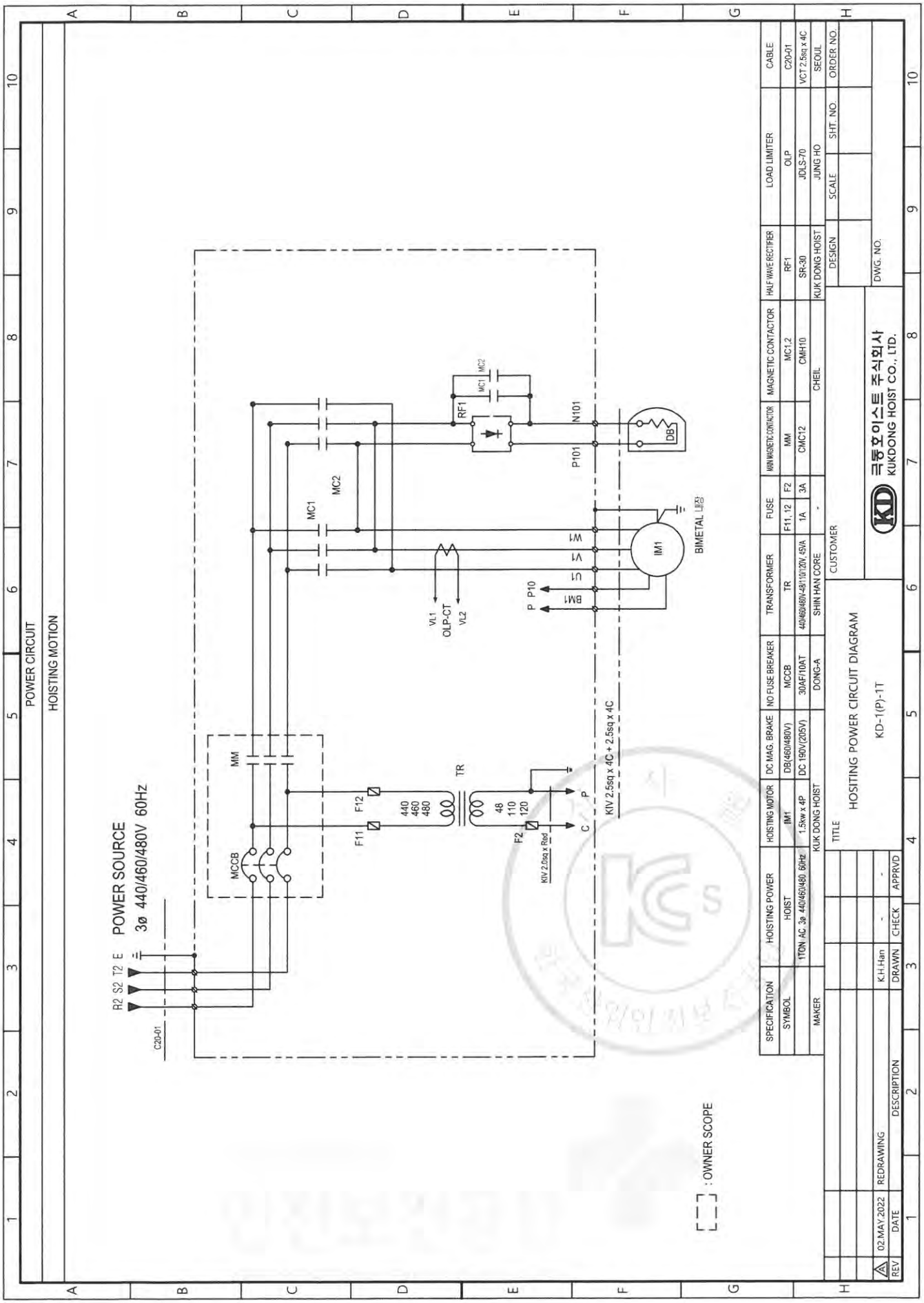

192.168.11.51 / 2022-05-20 13:46:36

불법복제 및 배포금지

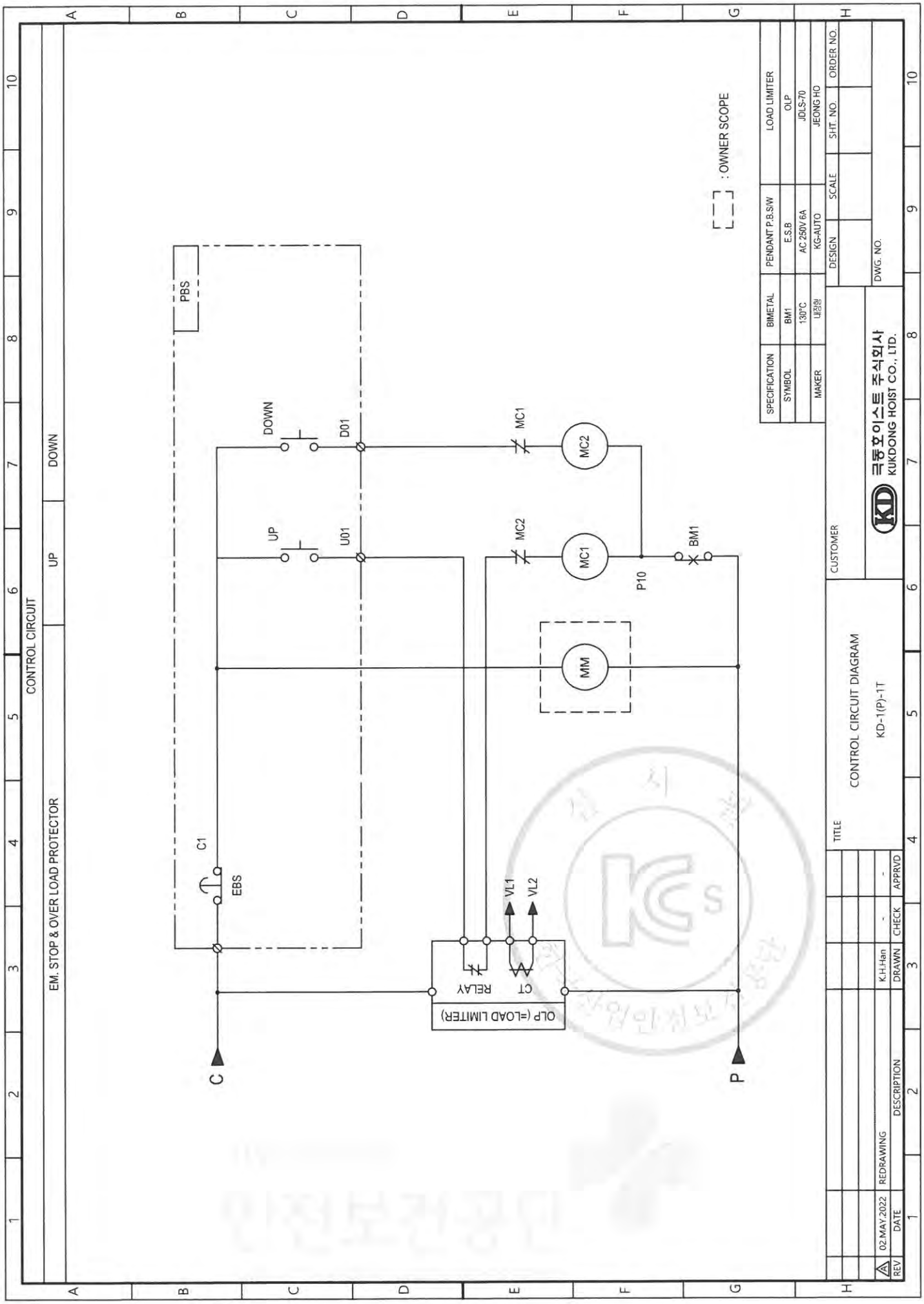

192.168.11.51 / 2022-05-20 13:46:36

불법복제 및 배포금지

KD-1M,
KD-1E

192.168.11.51 / 2022-05-20 13:46:36

192.168.11.51 / 2022-05-20 13:46:36

불법복제 및 배포금지

< Electrical Specification >

1. Power source : **AC 3Ø 220V, 380V, 440V, 460V, 480V 60Hz**

2. Control source : **AC 1Ø 48V, 110V, 120V 60Hz**

OBJECT	MOTOR		220		380		440		460		480		BRAKE	REMARK
			CURRENT	CABLE	CURRENT	CABLE	CURRENT	CABLE	CURRENT	CABLE	CURRENT	CABLE		
HOISTING	1.5kw x 4P		6.2 A	2.5sq	3.6 A	2.5sq	3.1 A	2.5sq	3.0 A	2.5sq	2.8 A	2.5sq	DC MAG BRAKE	1 DRIVE
TRAVERSING	0.4kw x 4P		2.60 A	2.5sq	1.50 A	2.5sq	1.30 A	2.5sq	1.24 A	2.5sq	1.19 A	2.5sq	AC SELF BRAKE (INVERTER : DC MAG BRAKE)	1 DRIVE
	0.4/0.2kw x 4/8P	0.4kw	2.78 A	2.5sq	1.61 A	2.5sq	1.39 A	2.5sq	1.33 A	2.5sq	1.28 A	2.5sq	DC MAG BRAKE	1 DRIVE
		0.2kw	2.73 A	2.5sq	1.58 A	2.5sq	1.36 A	2.5sq	1.31 A	2.5sq	1.25 A	2.5sq		
CONTROL CURRENT			1.00 A	1.5sq	0.50 A	1.5sq	0.50 A	1.5sq	0.50 A	1.5sq	0.50 A	1.5sq		
LIGHTING & ACC'Y CIRCUIT														
SUB TOTAL			9.98 A	2.5sq	5.71 A	2.5sq	4.99 A	2.5sq	4.83 A	2.5sq	4.58 A	2.5sq	I(A)=M/H+T/S+ASS'Y	

(KD-1M-1T, KD-1E-1T)

192.168.11.51 / 2022-05-20 13:46:36

불법복제 및 배포금지

KD

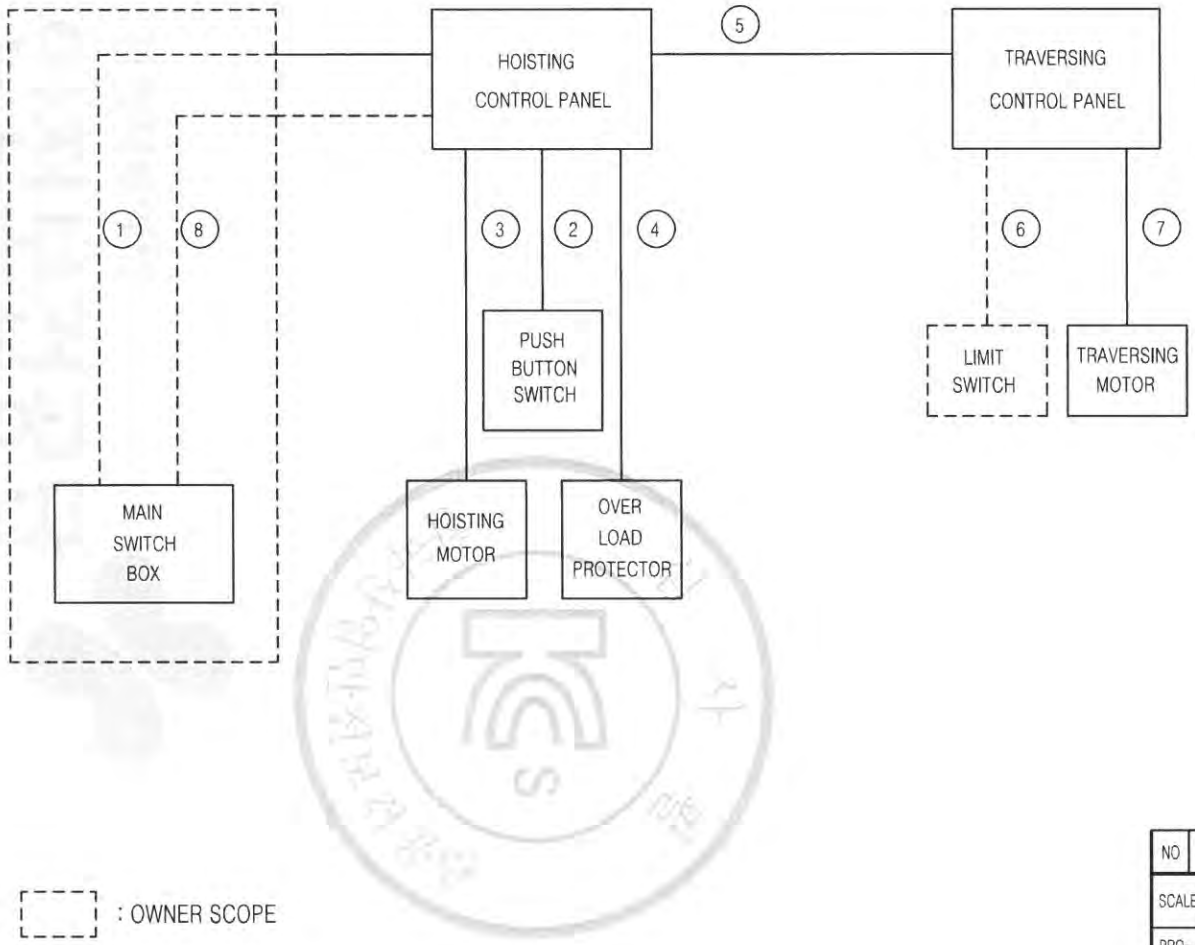

NO.		CABLE SPEC.
1		VCT 2.5sq x 4C
2		VCT 1.5sq x 7C or 10C
3	220/380V	KIV 2.5sq x 7C
	440/460/480V	KIV 2.5sq x 4C
4		VCT 0.75sq x 8C
5		VCT 2.5sq x 7C or 10C
6		VCT 1.5sq x 2C x 2EA
7		VCT 2.5sq x 7C or 10C
8		VCT 2.5sq x 7C or 10C

* 1번 CABLE은 제작시 1M를 인출하고,
나머지 길이에 대해서는 OWNER SCOPE임.
* 3번선은 HOIST BODY를 관통하여 HOIST CONTROL
PANEL로 가는 선으로 외부로 인출되어 있지 않기
때문에 CABLE이 아니라 KIV 전선을 사용함

NO	PARTS NAME	MATERIAL	Q'TY	SIZE	WEIGHT	REMARK

SCALE	NS	DESIGNED	CHECKED	APPROVED	TITLE	CABLE CONNECTION DIAGRAM
PRO-JECTION		K.M.Seo		M.H.Kim		KD-1M(E)-1T
						3ø 220/380/440/460/480V 60Hz
KD KUK DONG HOIST CO., LTD.					DWG NO.	

192.168.11.51 / 2022-05-20 13:46:36

불법복제 및 배포금지

KD

NO.	DESCRIPTION	CABLE SPEC.	REMARK
1	MAIN EARTH LINE	GV 2.5sq x 1C	OWNER SCOPE
2	MAIN POWER SOURCE	CV 2.5sq x 1C	OWNER SCOPE
3	FESTOON CABLE or TROLLEY BAR	VCT 2.5sq X 1C	OWNER SCOPE
		30A x 1LINE	
4	HOIST POWER SOURCE	VCT 2.5sq x 1C	
5	HOISTING MOTOR	KIV 2.5sq X 1C	
6	TRAVERSING MOTOR	VCT 2.5sq X 1C	

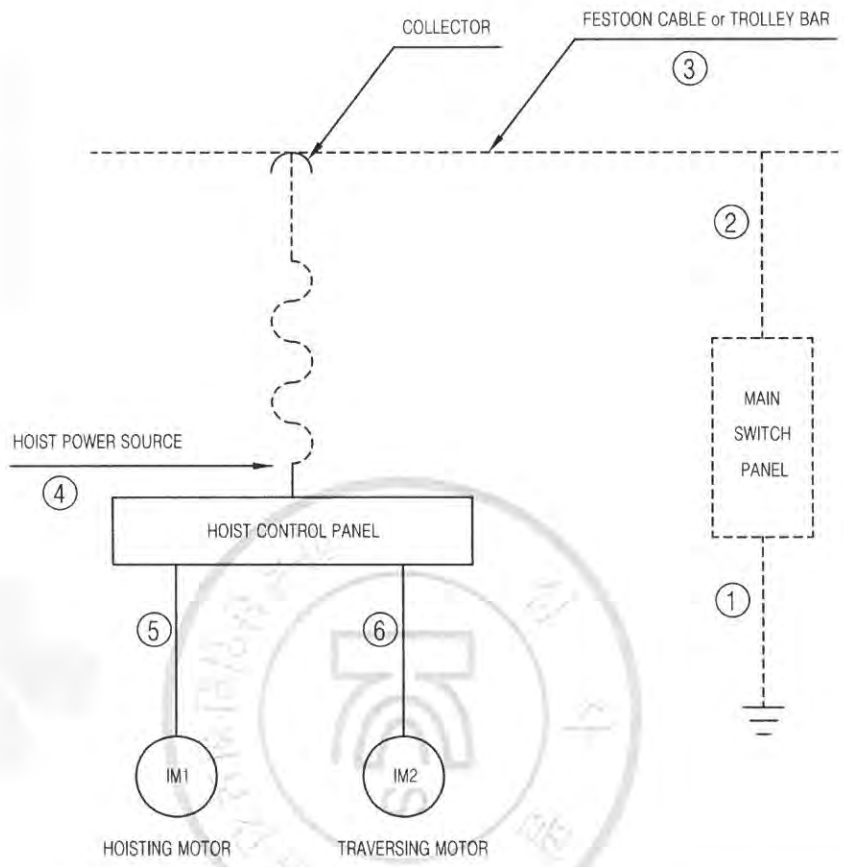

등전위접지

1. 전기장비와 기계의 노출된 모든 도전부는 보호본딩회로에 연결되어야 하며 적절한 접지연속성 기능이 유지되야함.
2. 보호본딩회로에는 개폐기, 과전류보호장치가 부착되지 않아야 한다.

시험대상 전선의 최소 유효단면적	최고전압강하(V)
1.0	3.3
1.5	2.6
2.5	1.6
4.0	1.4
>6.0	1.0

------ OWNER SCOPE
——— KUK DONG SCOPE

NO	PARTS NAME	MATERIAL	Q'TY	SIZE	WEIGHT	REMARK

SCALE	NS	DESIGNED	CHECKED	APPROVED	TITLE	GROUND WIRE SYSTEM
PRO-JECTION		K.M.Seo		M.H.kim		KD(T)-1M(E)-1T
KD KUK DONG HOIST CO., LTD.					DWG NO.	

192.168.11.51 / 2022-05-20 13:46:36

불법복제 및 배포금지

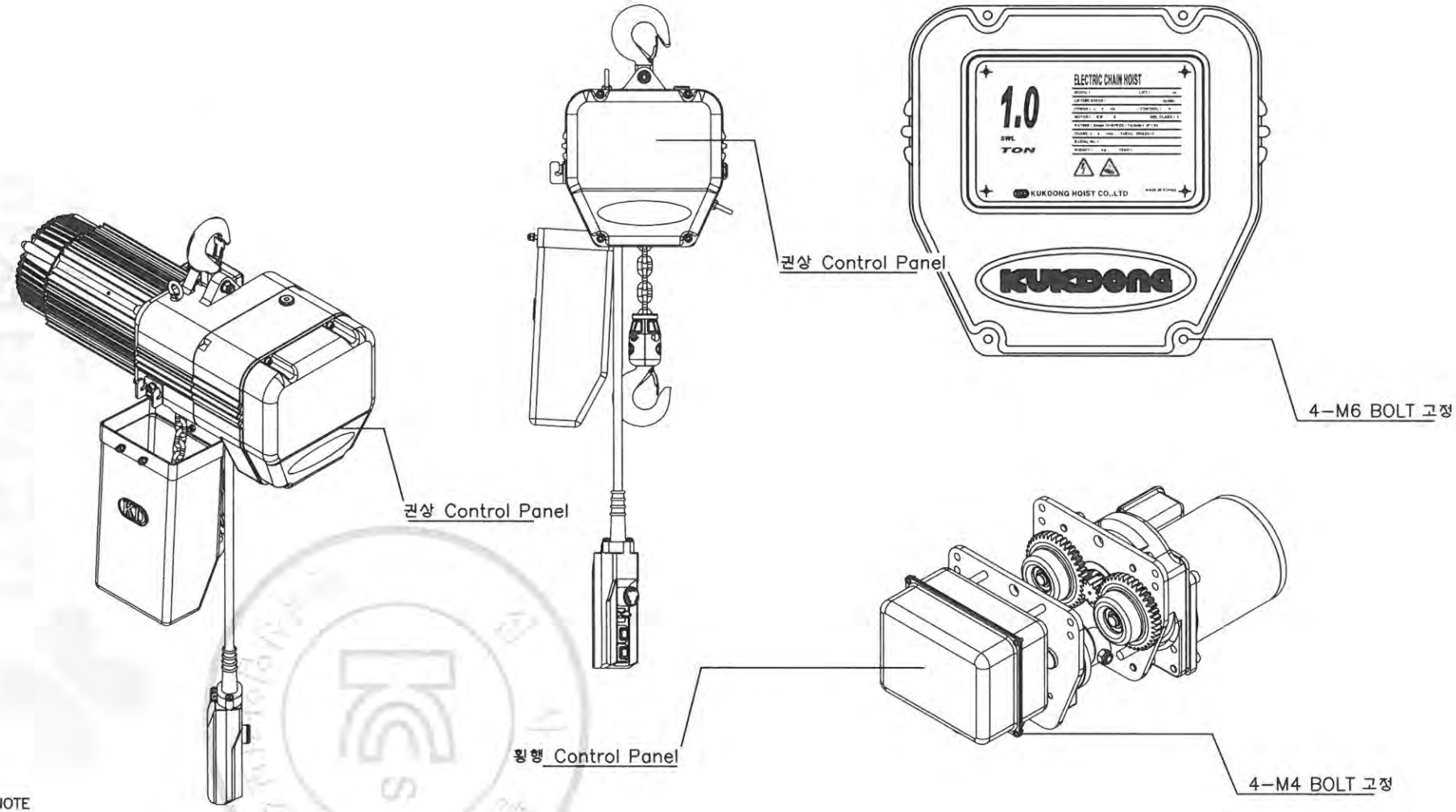

* NOTE

1. HOIST PANEL – AL
2. INSIDE – DUST PROOF
   OUTSIDE – SPLASH PROOF
3. APPLICATION VOLTAGE : 220V,380V,440V,460V,480V
4. 제어용 전선 :1.5sq KIV,HIV

* 체인호이스트 외함은 특수공구로만 개방할수 있는 구조임.

No.	DATE	REVISION RECORD	DWG.	CHK.	APP.
0	09.03.04	FIRST ISSUE	K.M.Seo		M.H.Kim

Scale	N/S	Pro-jection	3rd ANGLES	Mass	Kg	Title	ELECTRIC CHAIN HOIST Hoist 외함
OWNER							
KD 극동호이스트 주식회사 KUK DONG HOIST CO., LTD.						DWG No.	

192.168.11.51 / 2022-05-20 13:46:36

불법복제 및 배포금지

KD

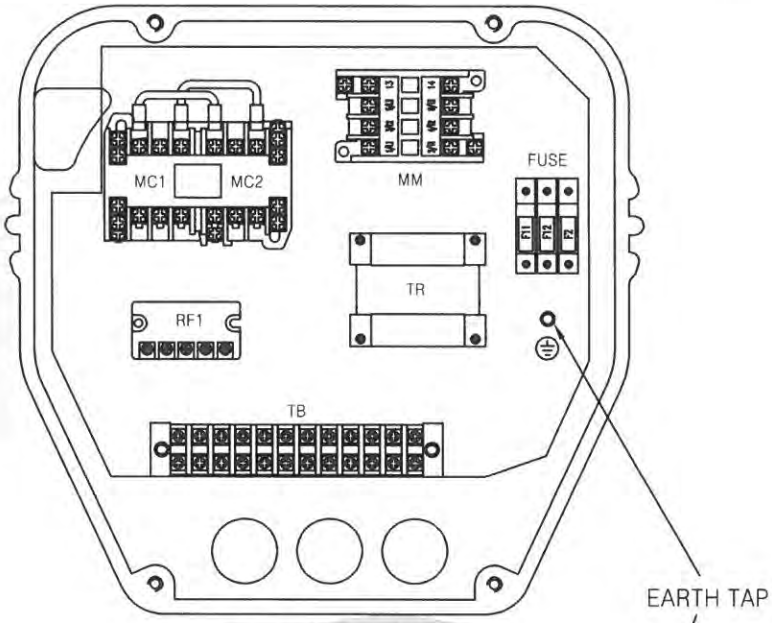

HOISTING PANEL

EARTH TAP

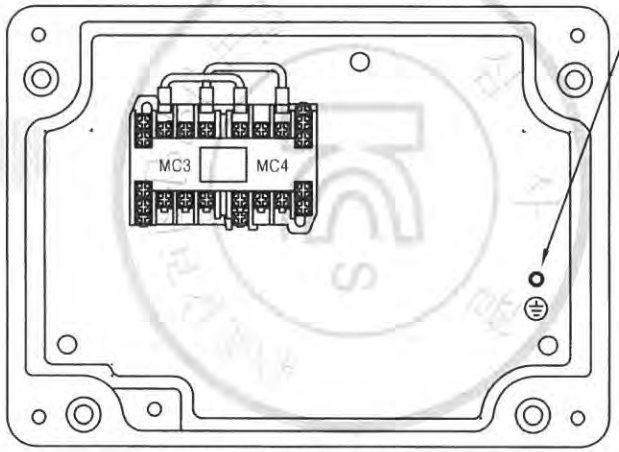

TRAVERSING PANEL

* PART LIST

MARK	NAME		SPECIFICATION	Q'TY
MC1,2	HOISTING MAGNETIC CONTACTOR		CMH10	1
MC3,4	TRAVERSING MAGNETIC CONTACTOR		CMH10	1
MM	MAIN MAGNETIC CONTACTOR		CMC12	1
TR	TRANSFORMER		45VA	1
RF	RECTIFIER		SR-30	1
TB	TERMINAL BLOCK		20A x 10P	1
F11,12	FUSE	220V	2A	2
		380/440/460/480V	1A	
F2	FUSE		3A	1

* NOTE

1. HOIST PANEL – AL
2. INSIDE – DUST PROOF
   OUTSIDE – SPLASH PROOF
3. APPLICATION VOLTAGE : 220V,380V,440V,460V,480V
4. 제어용 전선 :1.5sq KIV,HIV
5. 전선의 색상은 다음과 같다.
   1) 흑색 : 교류 및 직류 전원선로
   2) 적색 : 교류제어회로
   3) 주황색 : 외부전원에서 공급되는 연동장치 제어회로
   4) 녹색 또는 녹색과 황색 혼용 : 접지선
   5) 청 색 : 직류 제어회로
6. CABLE MATERIAL : KIV OR EQUIVALENT
7. EARTH TERMINAL RESISTANCE : 0.018
8. 제작시 다소 변경 될수있음.
9. 외함 개방 구조는 다음과 같다.
   1) 외함 개방 시 충전부분이 차단되도록 한다.
   2) 외함 개방 후 충전되어있는 부분은 IP2X 이상의 직접 접촉 방호가 되어 있을것.

Scale	N / S	DISN.BY	CHK.BY	APPR.BY	Title	HOIST CONTROL PANEL
Pro-jection	3ANGLES	K.M.Seo		M.H.Kim		KD-1M-1T
Mass	Kg					
KD KUK DONG HOIST CO., LTD.					DWG No.	

192.168.11.51 / 2022-05-20 13:46:36

불법복제 및 배포금지

KD

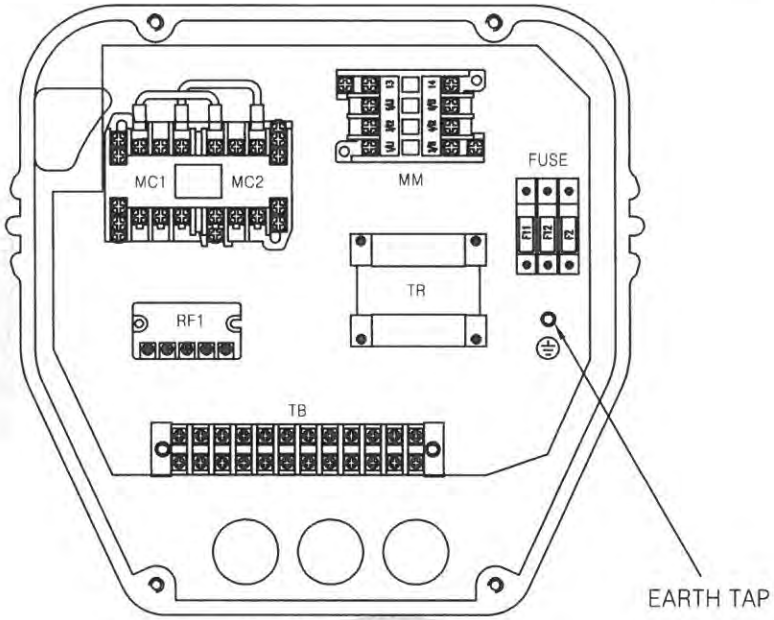

HOISTING PANEL

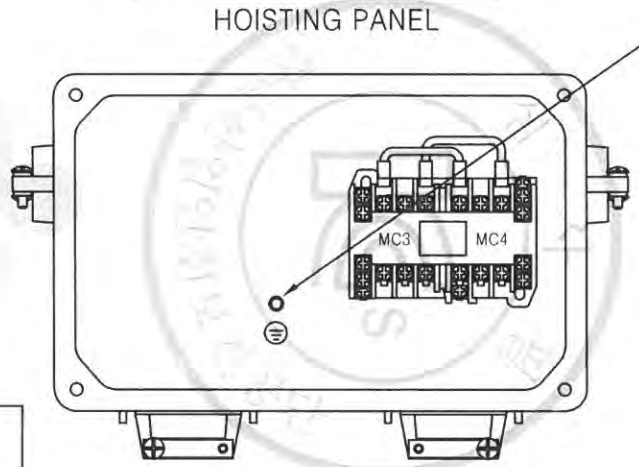

TRAVERSING PANEL

* PART LIST

MARK	NAME		SPECIFICATION	Q'TY
MC1,2	HOISTING MAGNETIC CONTACTOR		CMH10	1
MC3,4	TRAVERSING MAGNETIC CONTACTOR		CMH10	1
MM	MAIN MAGNETIC CONTACTOR		CMC12	1
TR	TRANSFORMER		45VA	1
RF1	RECTIFIER		SR-30	1
TB	TERMINAL BLOCK		20A x 10P	1
F11,12	FUSE	220V	2A	2
		380/440/460/480V	1A	
F2	FUSE		3A	1

* NOTE

1. HOIST PANEL - AL
2. INSIDE - DUST PROOF
   OUTSIDE - SPLASH PROOF
3. APPLICATION VOLTAGE : 220V,380V,440V,460V,480V
4. 제어용 전선 :1.5sq KIV,HIV
5. 전선의 색상은 다음과 같다.
   1) 흑색 : 교류 및 직류 전원선로
   2) 적색 : 교류제어회로
   3) 주황색 : 외부전원에서 공급되는 연동장치 제어회로
   4) 녹색 또는 녹색과 황색 혼용 : 접지선
   5) 청 색 : 직류 제어회로
6. CABLE MATERIAL : KIV OR EQUIVALENT
7. EARTH TERMINAL RESISTANCE : 0.018
8. 제작시 다소 변경 될수있음.
9. 외함 개방 구조는 다음과 같다.
   1) 외함 개방 시 충전부분이 차단되도록 한다.
   2) 외함 개방 후 충전되어있는 부분은 IP2X 이상의 직접 접촉 방호가 되어 있을것.

Scale	N / S	DISN.BY	CHK.BY	APPR.BY	Title	HOIST CONTROL PANEL
Pro-jection	3ANGLES	K.M.Seo		M.H.Kim		KD-1E-1T
Mass	Kg					
KD KUK DONG HOIST CO., LTD.					DWG No.	

불법복제 및 배포금지

KD

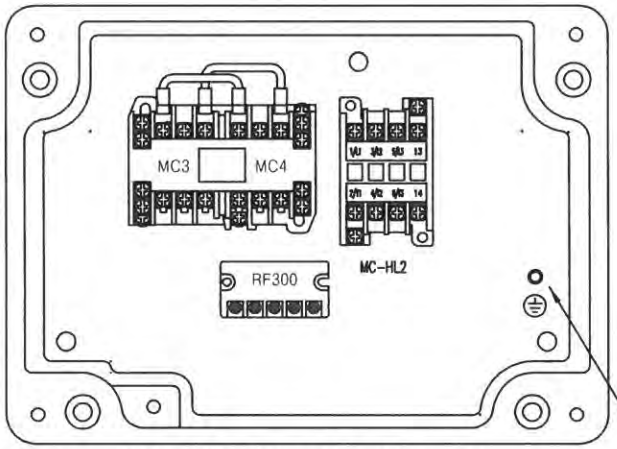

적용모델 : KD-1M, KDT-1M

EARTH TAP

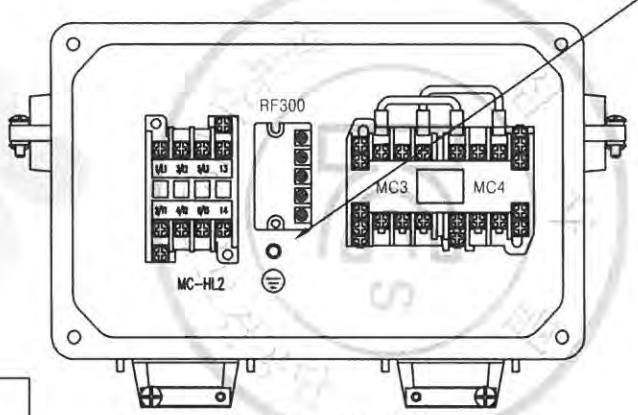

적용모델 : KD-1E, KDT-1E

* PART LIST

MARK	NAME	SPECIFICATION	Q'TY
MC3,4	TRAVERSING MAGNETIC CONTACTOR	CMH10	1
MC-HL2	2-SPEED MAGNETIC CONTACTOR	CMC10	1
RF300	2-SPEED HALF WAVE RECTIFIER	SR-30	1

* NOTE

1. HOIST PANEL - AL
2. INSIDE - DUST PROOF
   OUTSIDE - SPLASH PROOF
3. APPLICATION VOLTAGE : 220V,380V,440V,460V,480V
4. 제어용 전선 :1.5sq KIV,HIV
5. 전선의 색상은 다음과 같다.
   1) 흑색 : 교류 및 직류 전원선로
   2) 적색 : 교류제어회로
   3) 주황색 : 외부전원에서 공급되는 연동장치 제어회로
   4) 녹색 또는 녹색과 황색 혼용 : 접지선
   5) 청 색 : 직류 제어회로
6. CABLE MATERIAL : KIV OR EQUIVALENT
7. EARTH TERMINAL RESISTANCE : 0.018
8. 제작시 다소 변경 될수있음.
9. 외함 개방 구조는 다음과 같다.
   1) 외함 개방 시 충전부분이 차단되도록 한다.
   2) 외함 개방 후 충전되어있는 부분은 IP2X 이상의 직접 접촉 방호가 되어 있을것.

Scale	N / S	DISN.BY	CHK.BY	APPR.BY	Title	HOIST CONTROL PANEL
Pro-jection	3ANGLES	K.M.Seo		M.H.Kim		KD1M-1T (TRAVERSING 2-SPEED)
Mass	Kg					
KD KUK DONG HOIST CO., LTD.					DWG No.	

192.168.11.51 / 2022-05-20 13:46:36

NO	DESCRIPTION	MATERIAL	Q'TY	SIZE	REMARK
1	CHASSIS PLATE	SS400	1	365 x 265	BOXCO
2	INVERTER	PUR	1	SV004iG5A-4	LS
3	MAGNETIC CONTACTOR	PUR	1	DMC12b	DONG A
4	SILICON RECTIFIER	PUR	1	SR-30	A SAN
5	RELAY & SOCKET	PUR	3	NY4-1N	
6	TERMINAL BLOCK	PUR	1	20A x 20P	SUNG HO
7	EARTH BAR	PUR	1	3t x 15 x 105	
8	CABLE DUCT	PUR		30 x 60	
9					

속판

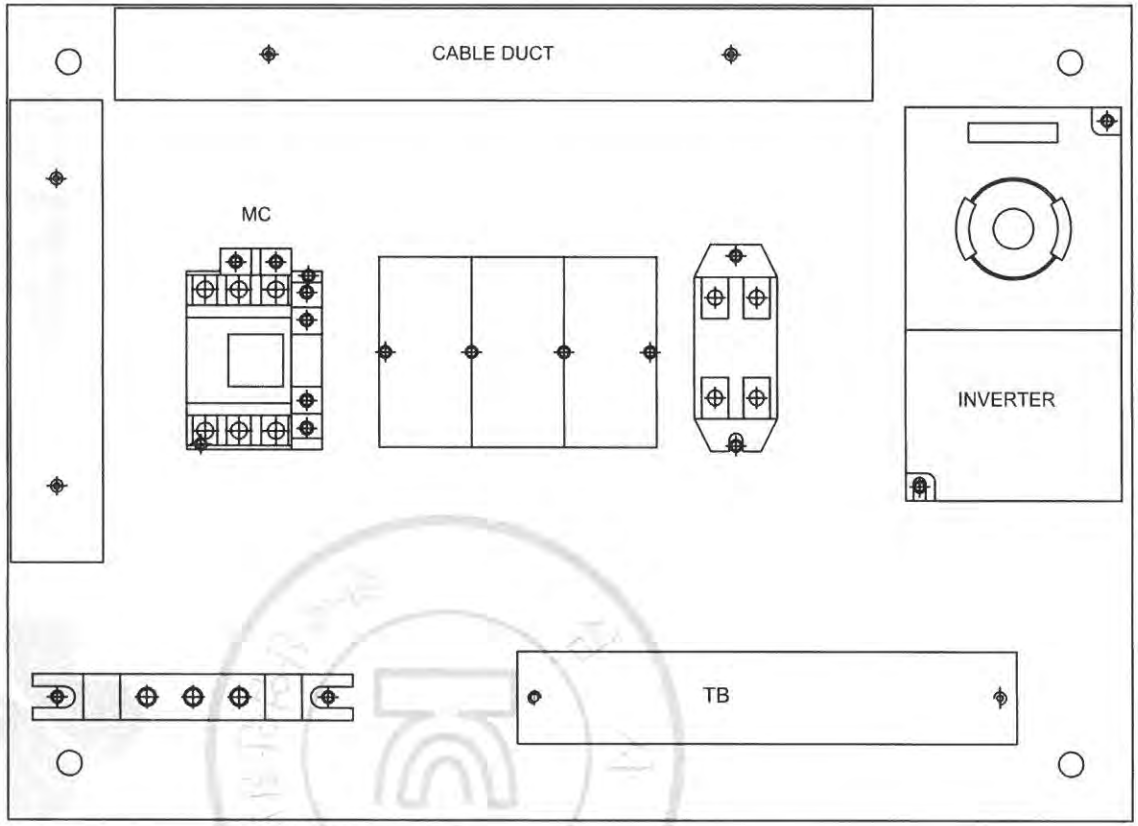

REV	DATE	DESCRIPTION	DRAWN	CHECK	APPRVD
0	10.MAY.2019	FIRST ISSUE	H.S.KIM	-	

PROJECT

CLIENT

MANUFACTURER: 극동호이스트 주식회사 KUKDONG HOIST CO., LTD.

TITLE: TRAVERSING PANEL

SCALE	DWG. NO.	SHT. NO.	REV.
1/1	KD1M-20E-05i	-	-

불법복제 및 배포금지

192.168.11.51 / 2022-05-20 13:46:36

POWER CIRCUIT

TRAVELLING POWER SUPPLY SYSTEM

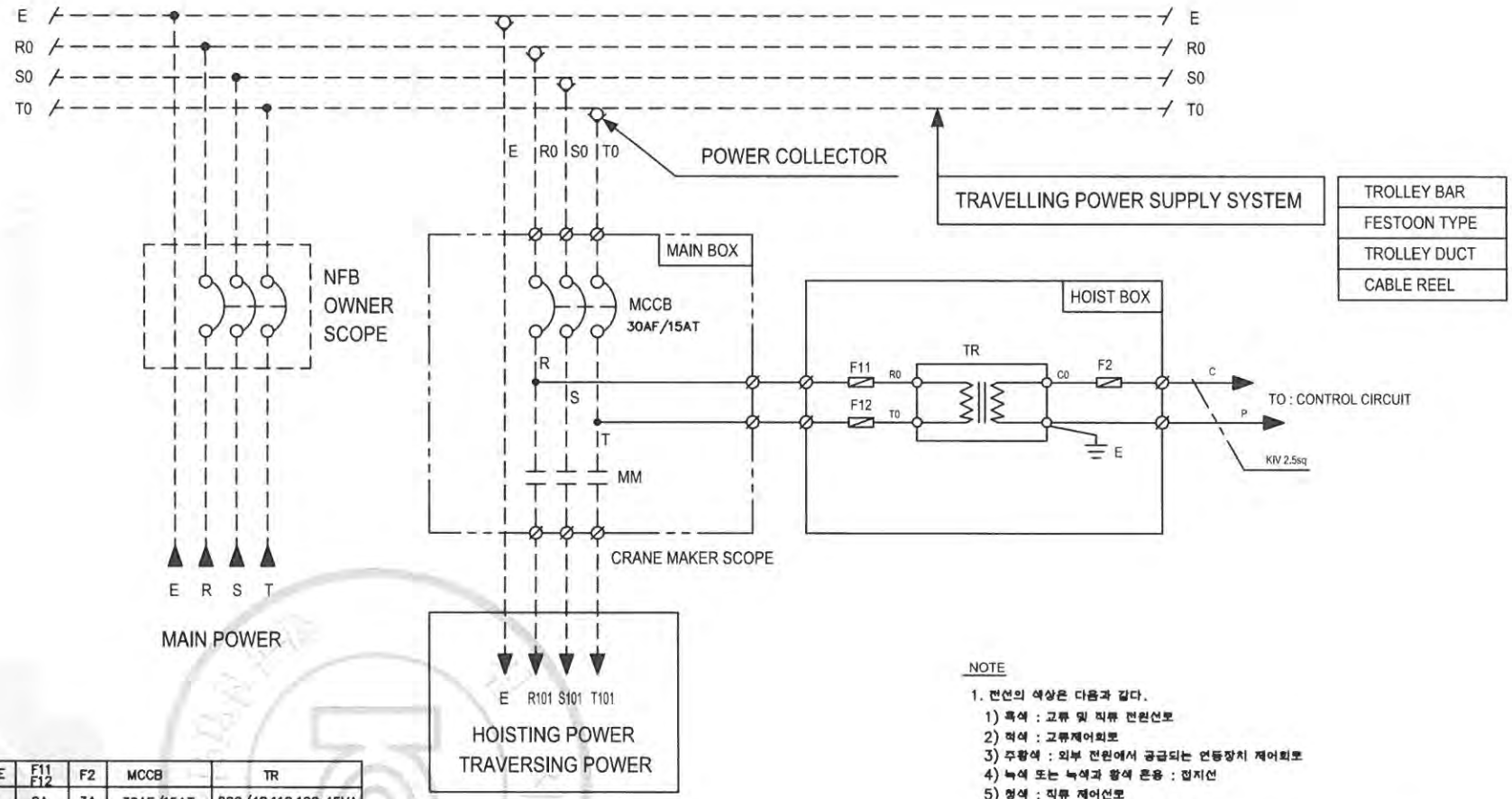

VOLTAGE	F11 F12	F2	MCCB	TR
220V	2A	3A	30AF/15AT	220/48,110,120 45VA
380V	1A	3A	30AF/10AT	380/48,110,120 45VA
440V	1A	3A	30AF/10AT	440/48,110,120 45VA
460V	1A	3A	30AF/10AT	460/48,110,120 45VA
480V	1A	3A	30AF/10AT	480/48,110,120 45VA

NOTE

1. 전선의 색상은 다음과 같다.
   1) 흑색 : 고류 및 직류 전원선로
   2) 적색 : 고류제어회로
   3) 주황색 : 외부 전원에서 공급되는 연동장치 제어회로
   4) 녹색 또는 녹색과 황색 혼용 : 접지선
   5) 청색 : 직류 제어선로
2. 제작시 다소 변경 필수있음.
3. 외함 개방구조는 다음과 같을것.
   외함 개방후 충전되어있는 부분은 IP2X 이상의 직접 접촉 방호가 되어있을것.

REV	DATE	DESCRIPTION	DRAWN	CHECK	APPRVD
A	02.MAY.2022	REDRAWING	K.H.Han	-	-

TITLE: MAIN POWER CIRCUIT DIAGRAM

KD(T)-1M(E)-1T

CUSTOMER

극동호이스트 주식회사
KUKDONG HOIST CO., LTD.

DESIGN	SCALE	SHT. NO.	ORDER NO.

DWG. NO.

192.168.11.51 / 2022-05-20 13:46:36

불법복제 및 배포금지

불법복제 및 배포금지

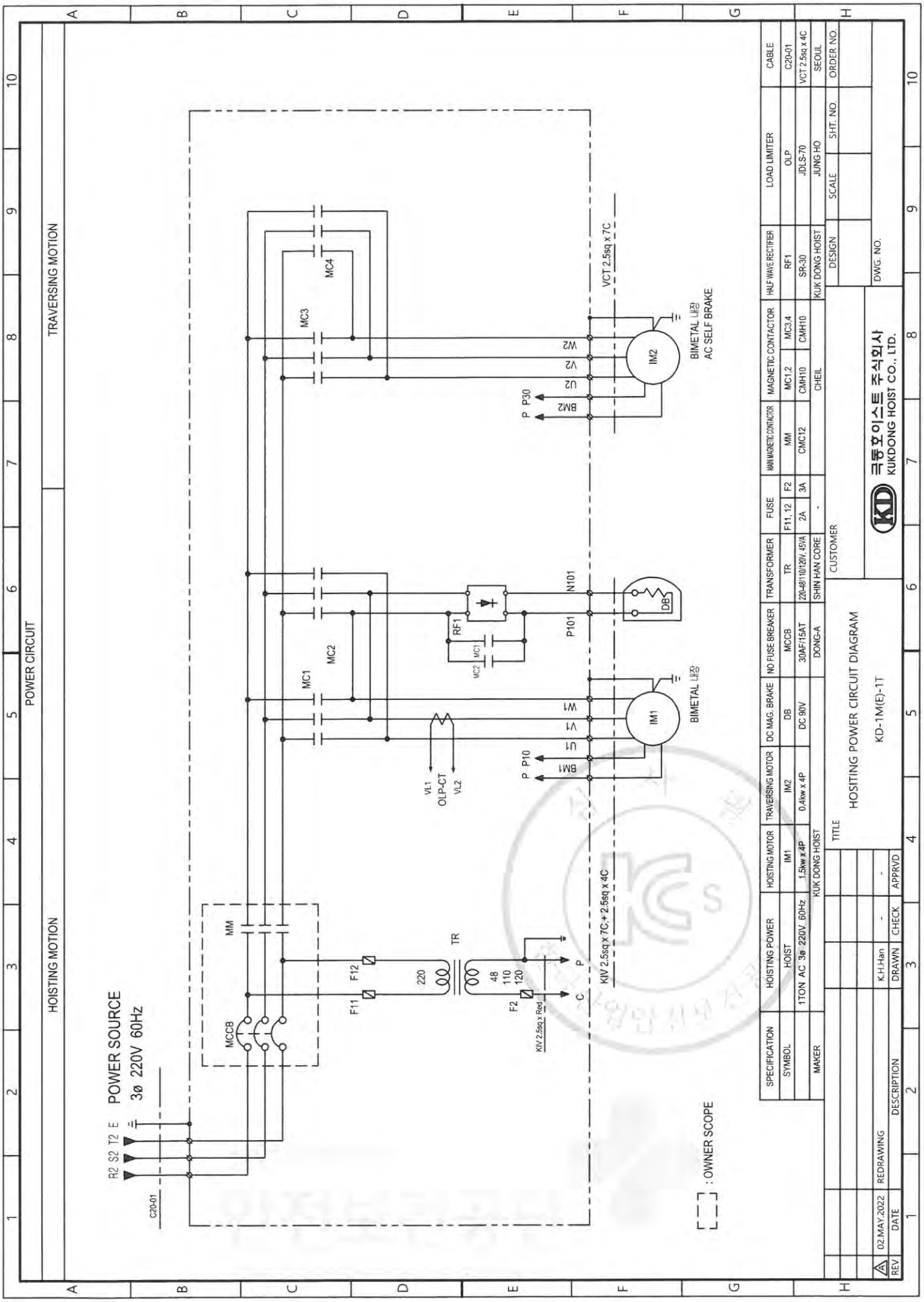

192.168.11.51 / 2022-05-20 13:46:36

불법복제 및 배포금지

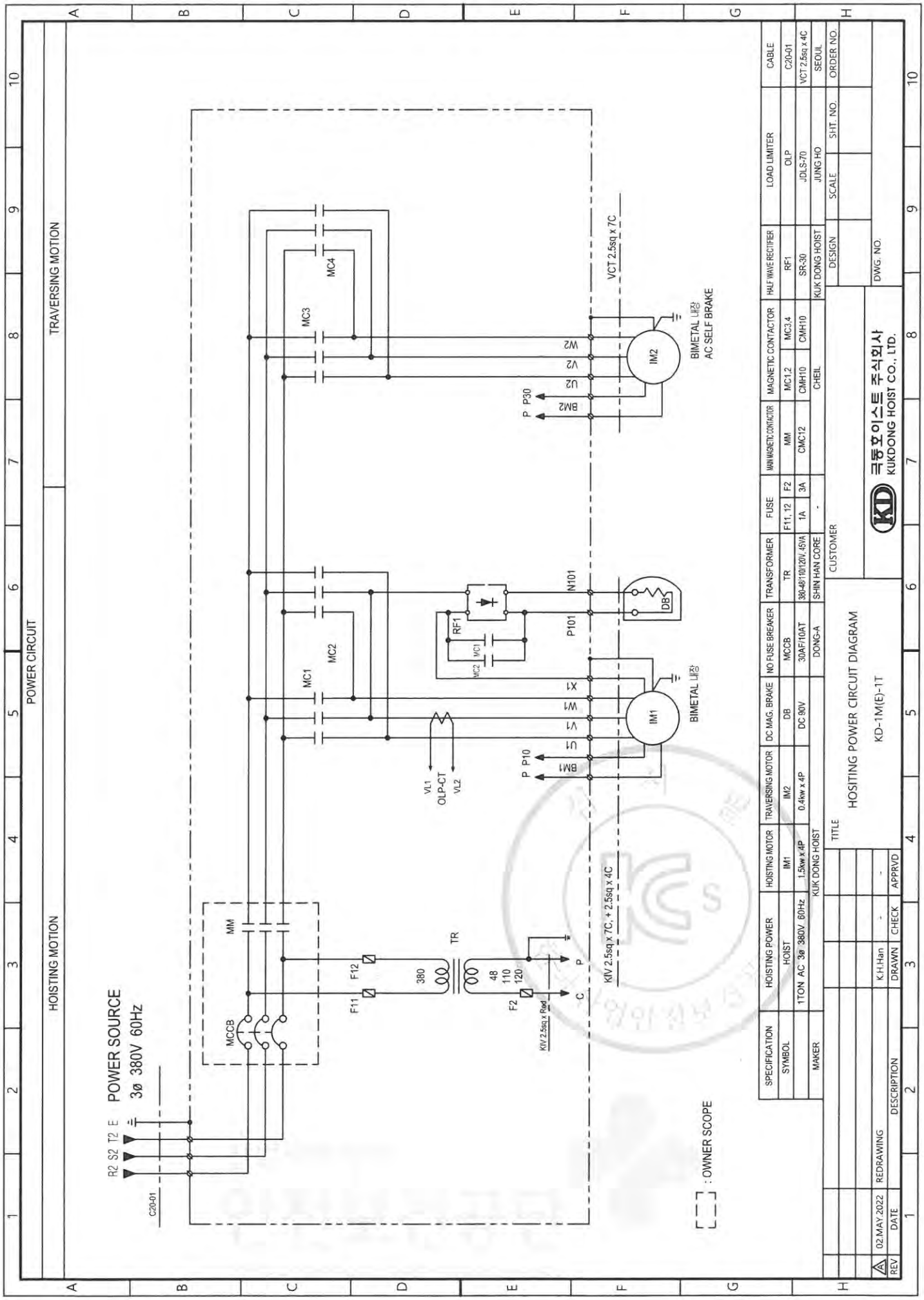

192.168.11.51 / 2022-05-20 13:46:36

불법복제 및 배포금지

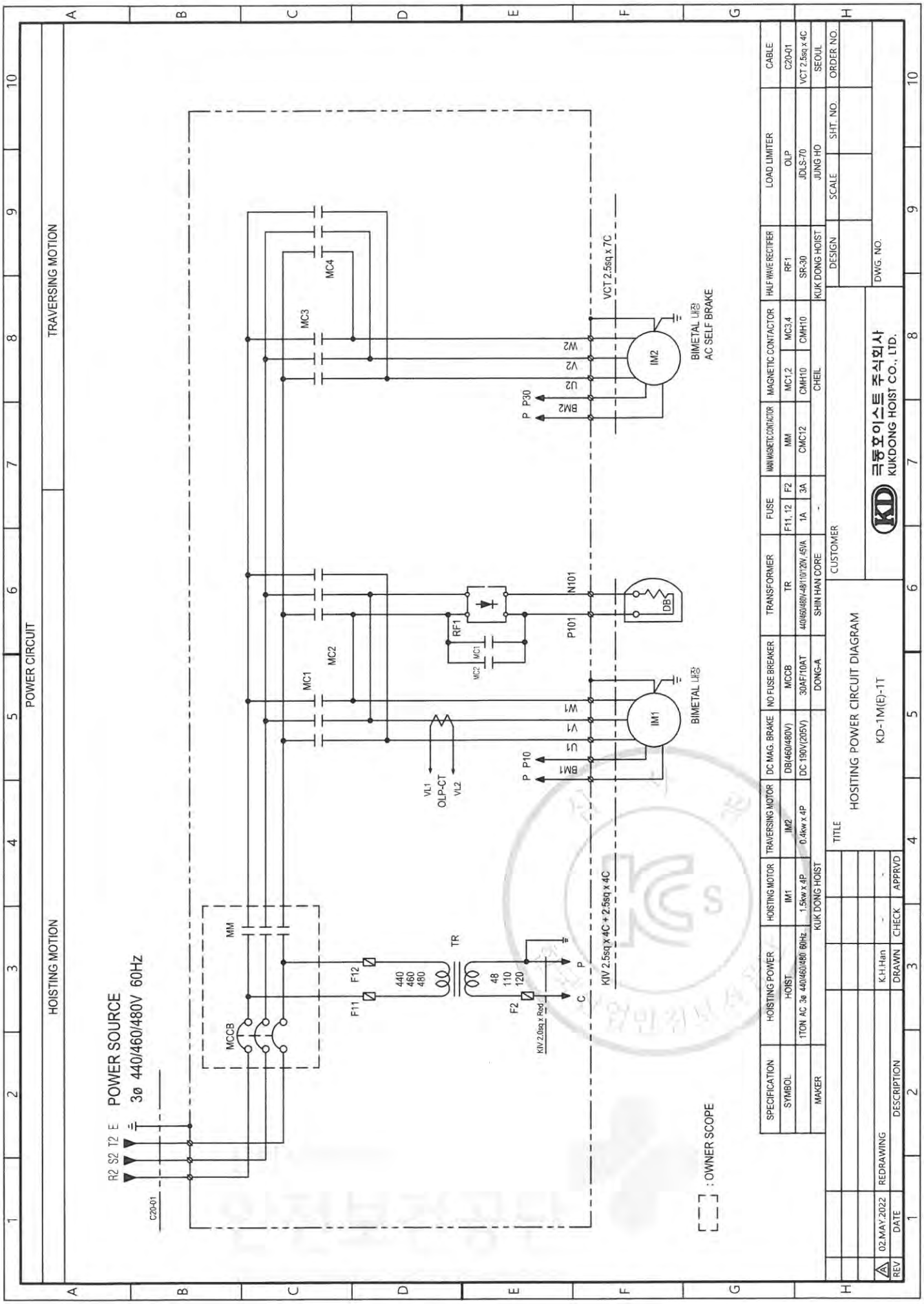

192.168.11.51 / 2022-05-20 13:46:36

불법복제 및 배포금지

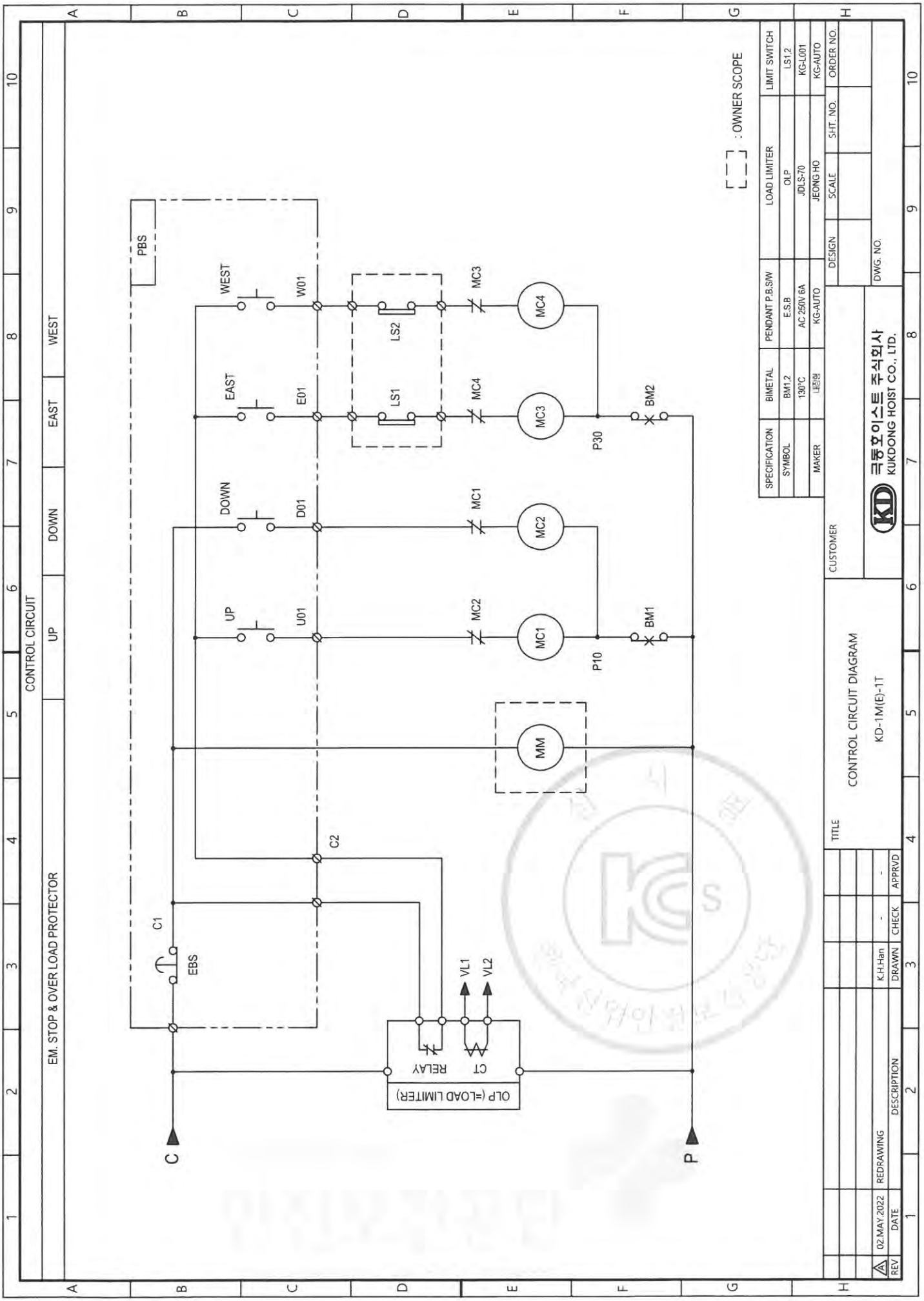

192.168.11.51 / 2022-05-20 13:46:36

불법복제 및 배포금지

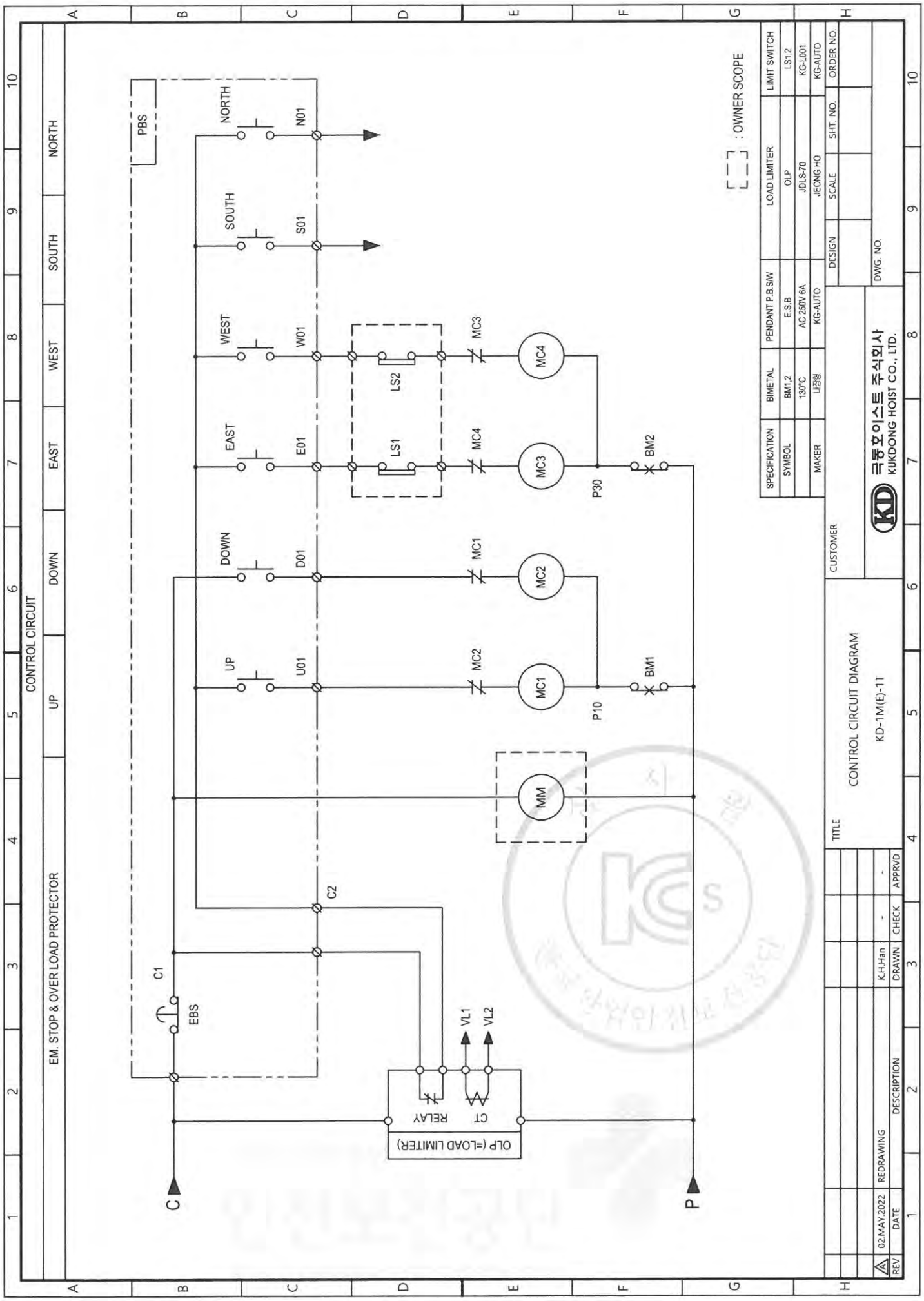

192.168.11.51 / 2022-05-20 13:46:36

불법복제 및 배포금지

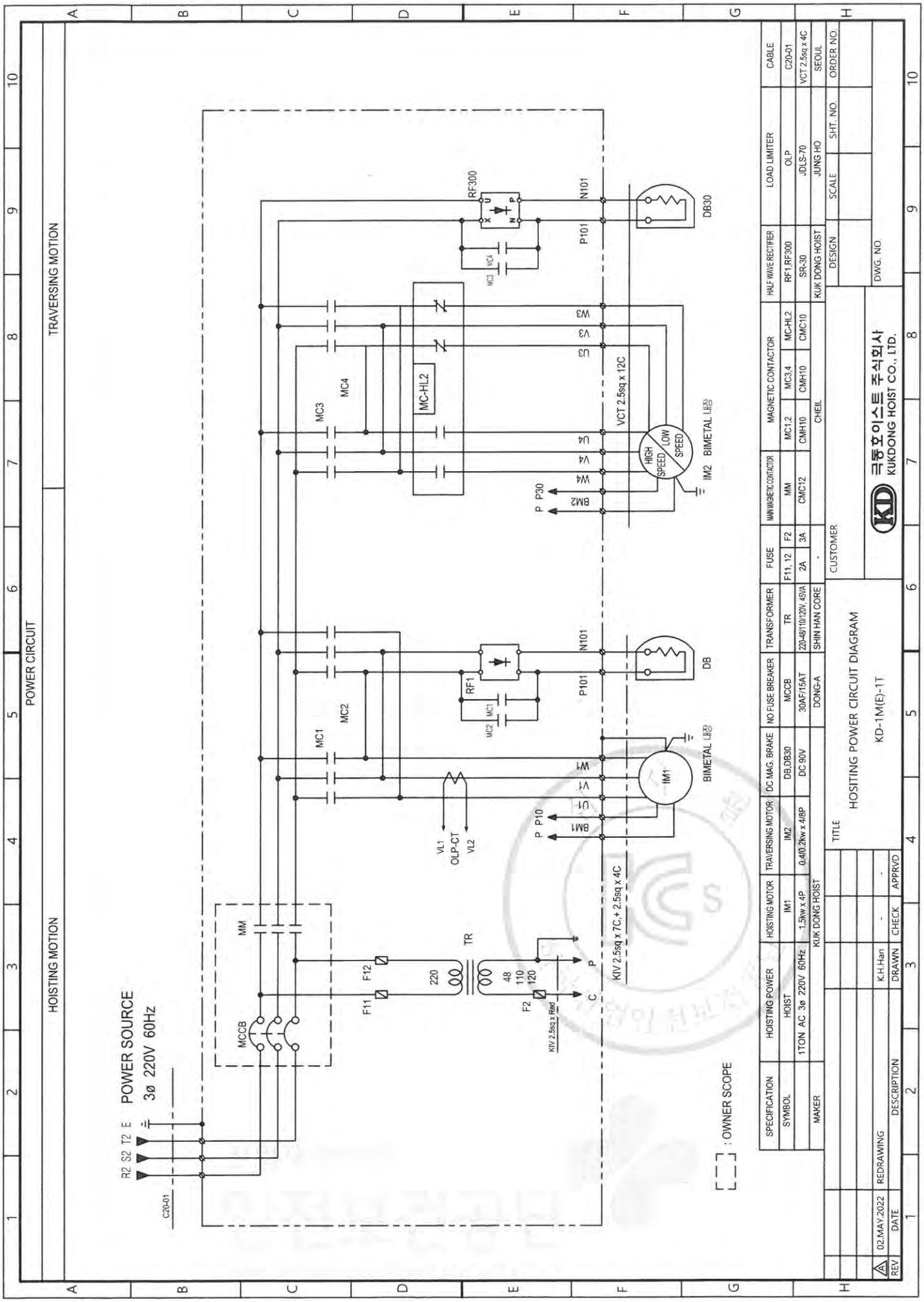

192.168.11.51 / 2022-05-20 13:46:36

불법복제 및 배포금지

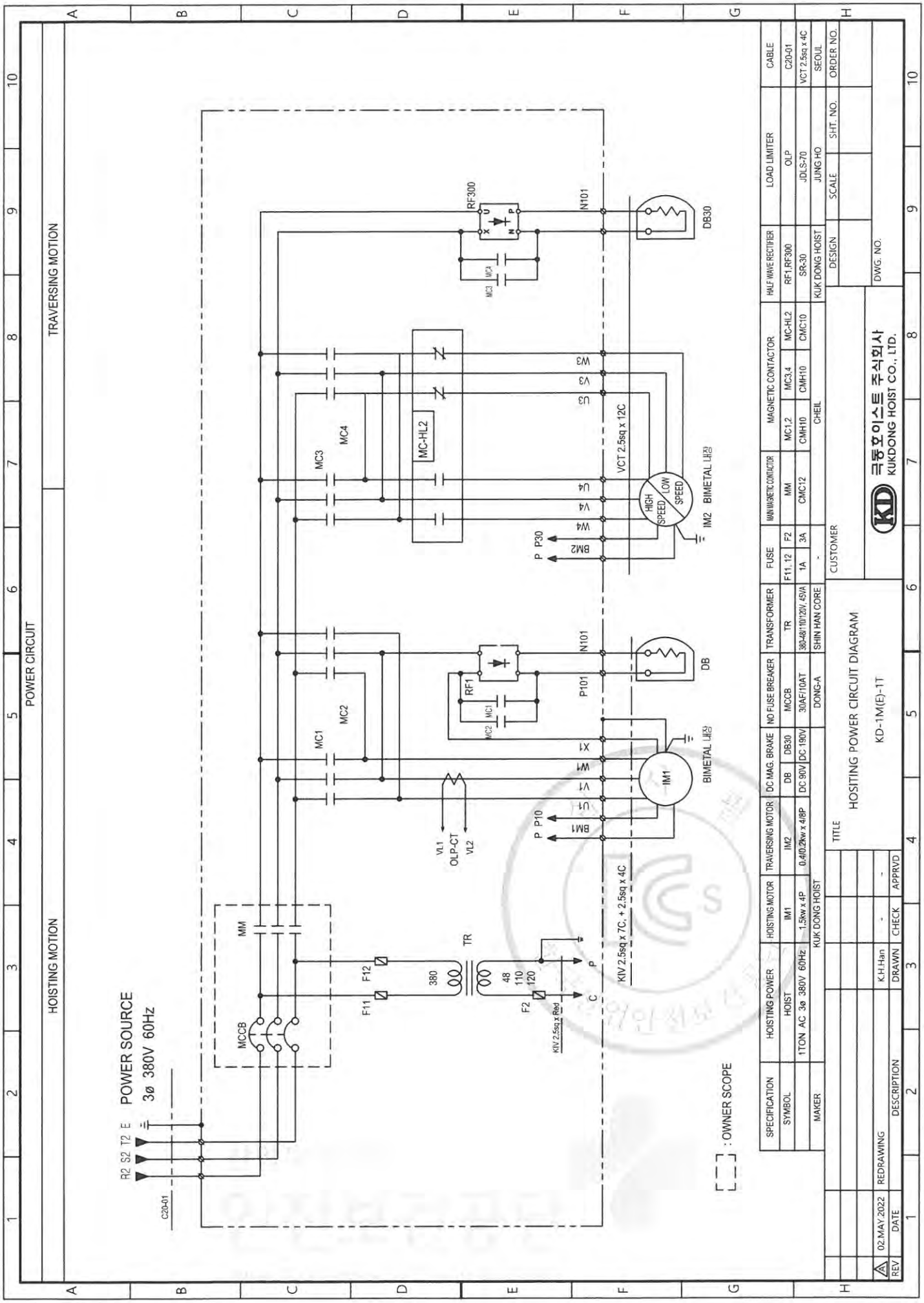

192.168.11.51 / 2022-05-20 13:46:36

불법복제 및 배포금지

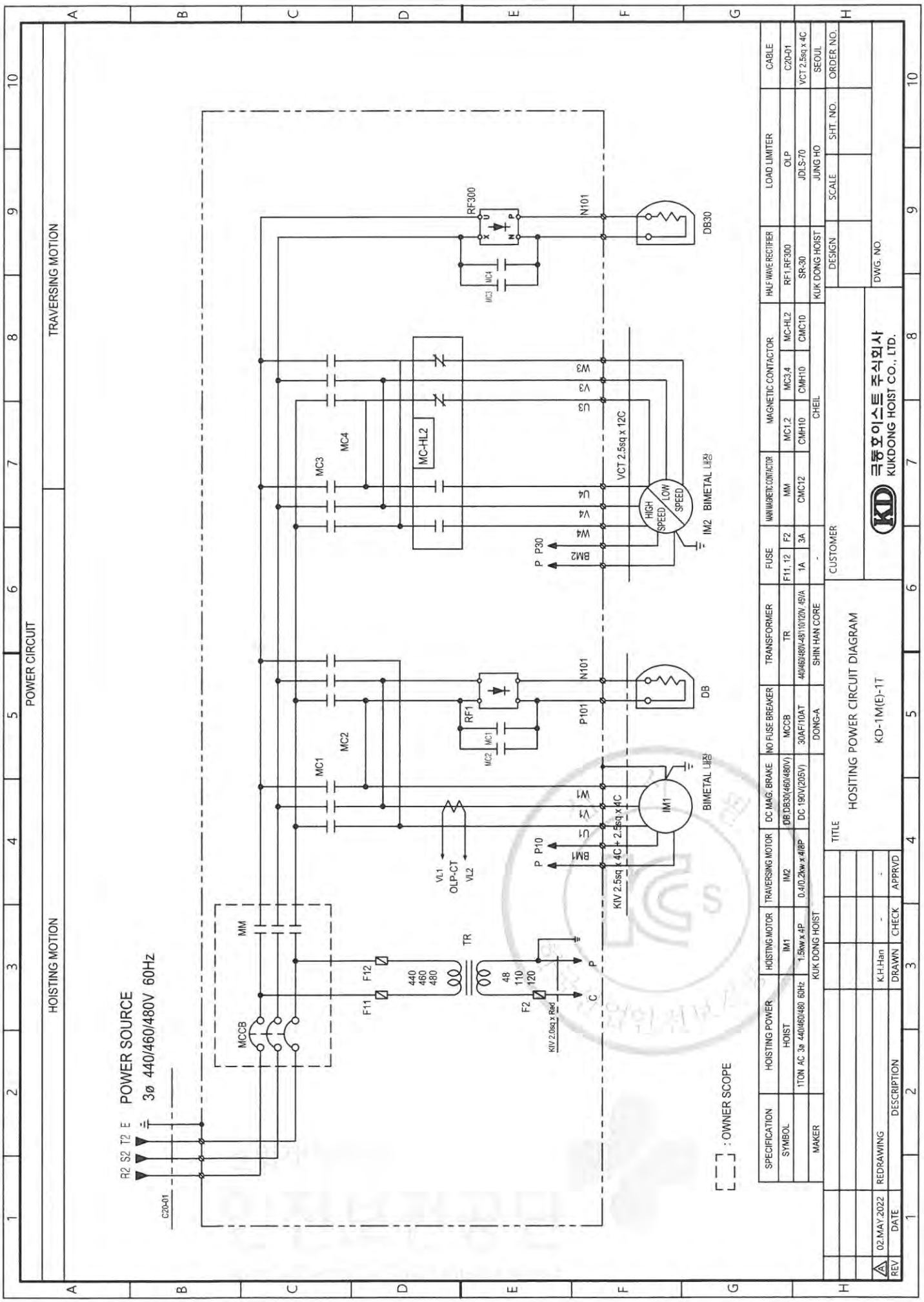

192.168.11.51 / 2022-05-20 13:46:36

불법복제 및 배포금지

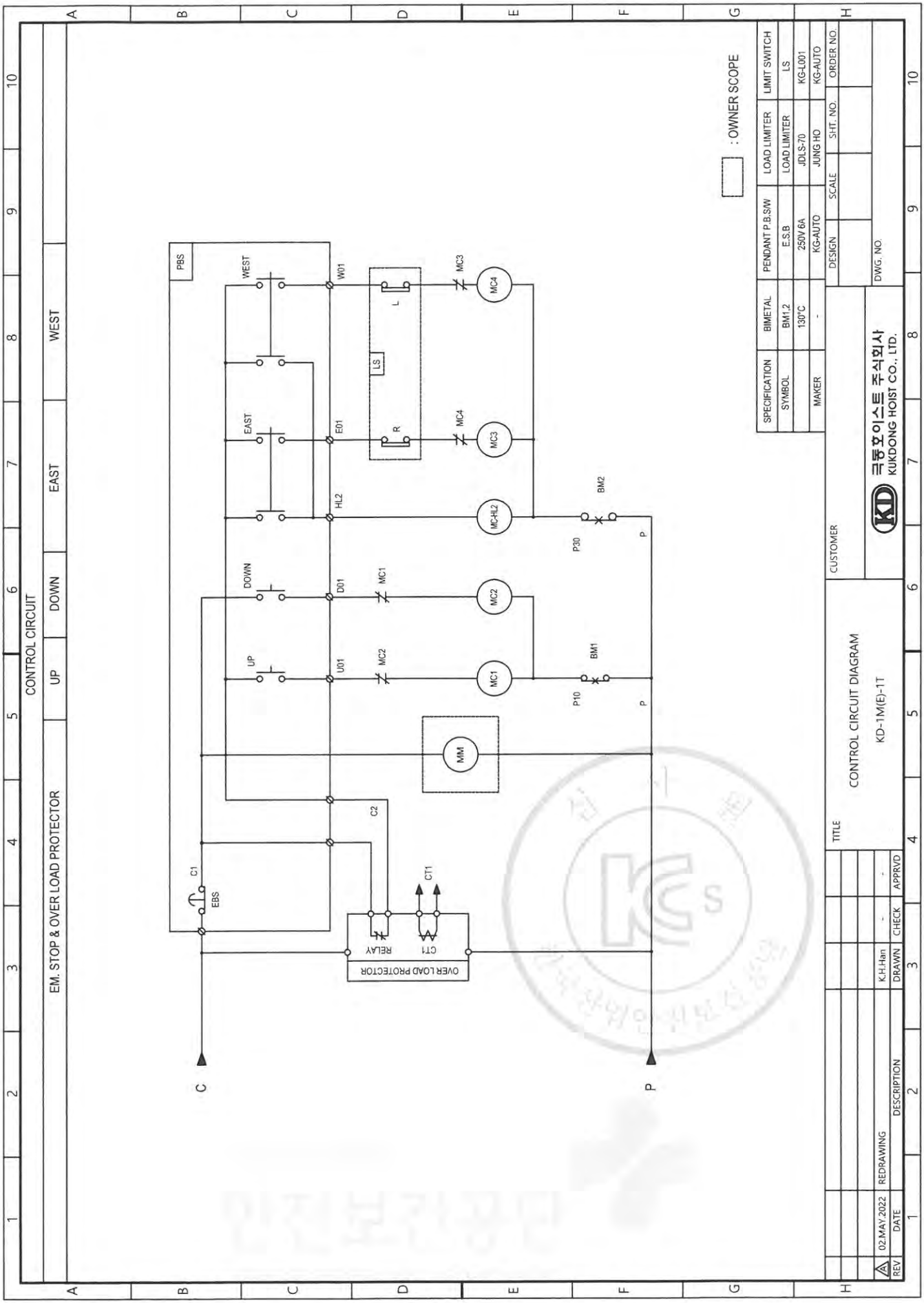

192.168.11.51 / 2022-05-20 13:46:36

불법복제 및 배포금지

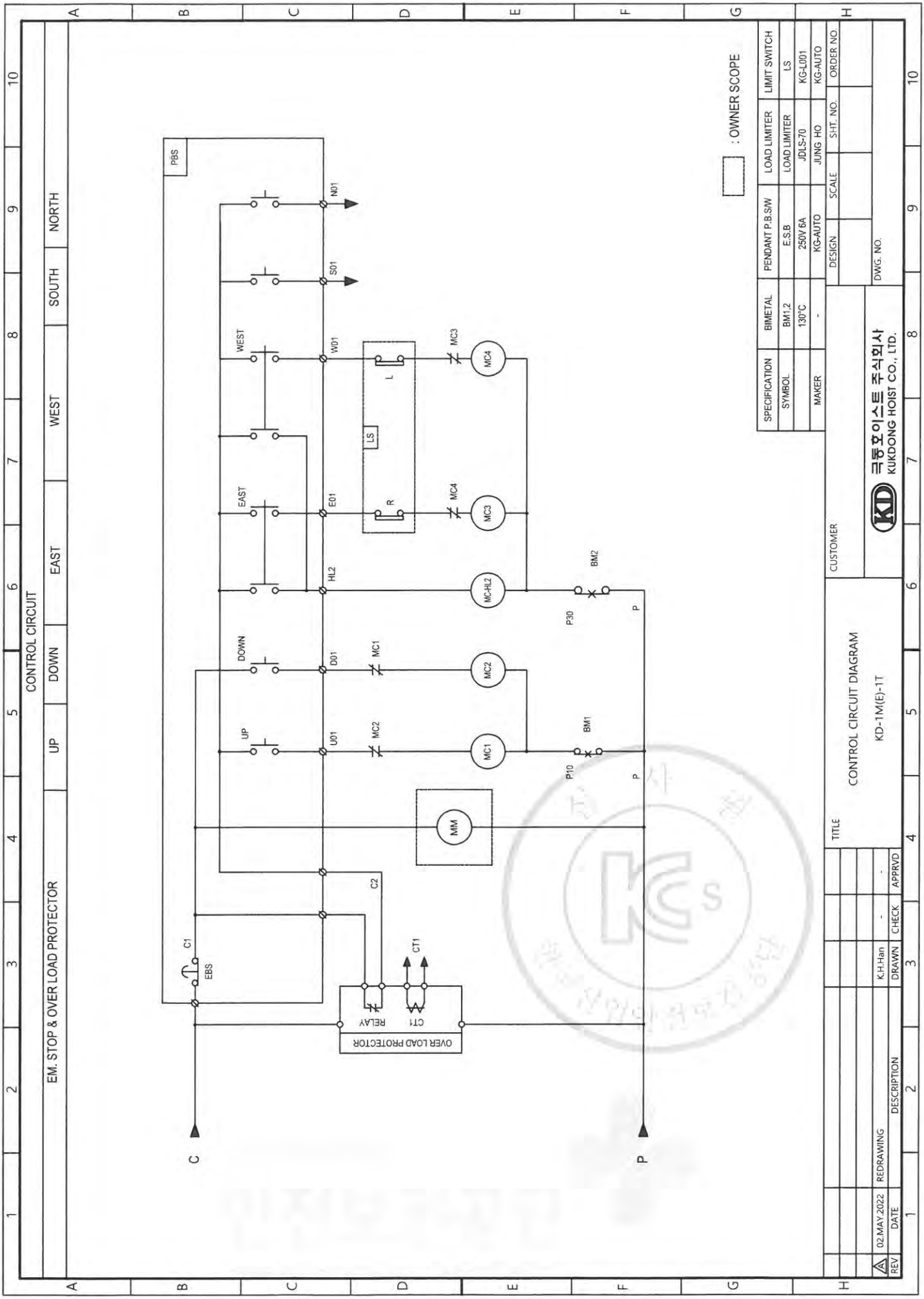

192.168.11.51 / 2022-05-20 13:46:36

192.168.11.51 / 2022-05-20 13:46:36

불법복제 및 배포금지

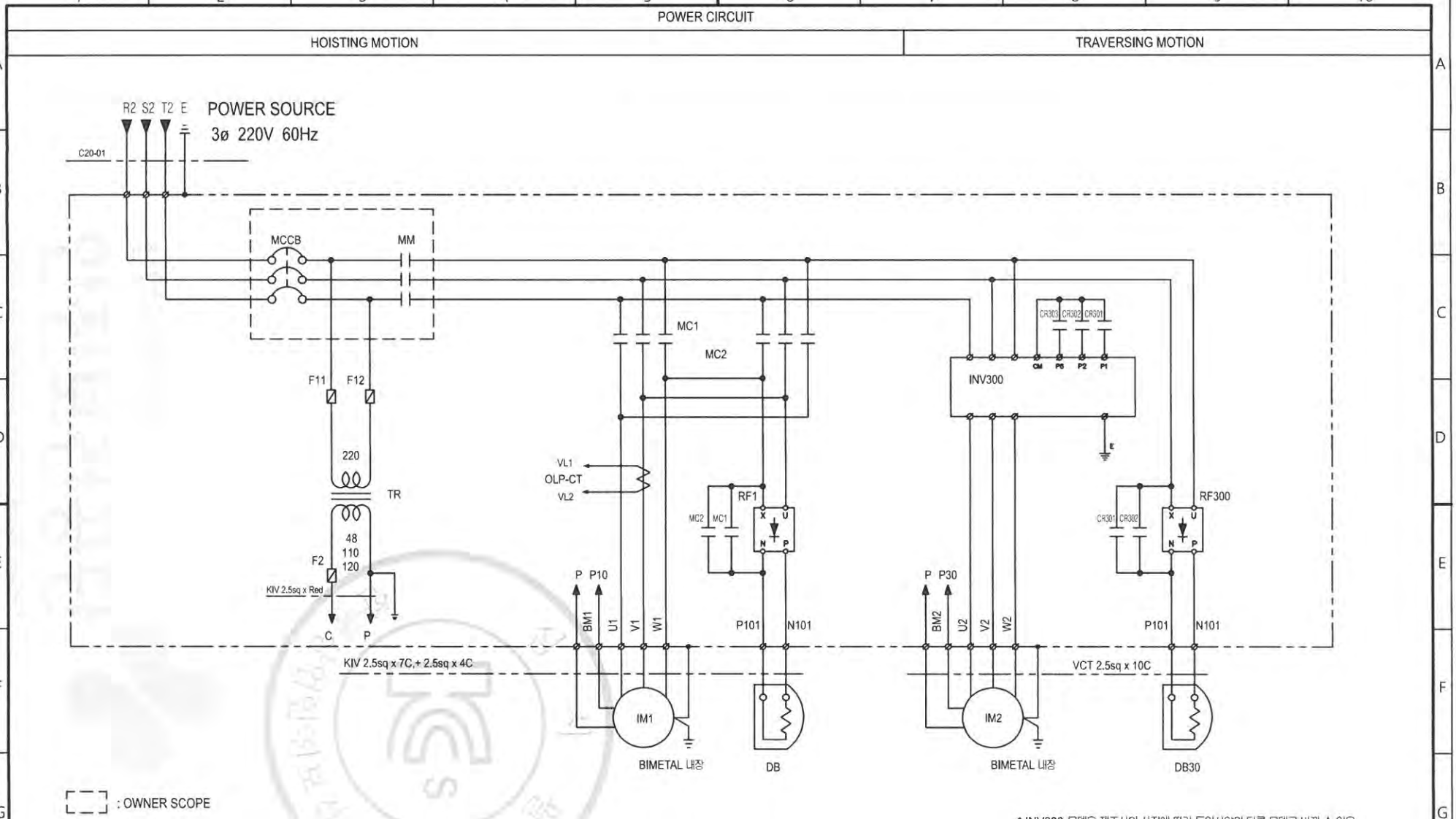

* INV300 모델은 제조사의 사정에 따라 동일사양의 다른 모델로 바뀔 수 있음

SPECIFICATION	HOISTING POWER	HOISTING MOTOR	TRAVERSING MOTOR	DC MAG. BRAKE	NO FUSE BREAKER	TRANSFORMER	FUSE		MAIN MAGNETIC CONTACTOR	MAGNETIC CONTACTOR	RELAY	INVERTER		HALF WAVE RECTIFIER	LOAD LIMITER	CABLE
SYMBOL	HOIST	IM1	IM2	DB,DB30	MCCB	TR	F11, 12	F2	MM	MC1,2	CR301,302,303	INV300		RF1, RF300	OLP	C20-01
	1TON AC 3ø 220V 60Hz	1.5kw x 4P	0.4kw x 4P	DC 90V	30AF/15AT	220-48/110/120V, 45VA	2A	3A	CMC12	CMH10	MY4N	SV-IG5A	XY100	SR-30	JDLS-70	VCT 2.5sq x 4C
MAKER	KUK DONG HOIST				DONG-A	SHIN HAN CORE	-		CHEIL		OMRON	LS	HIZEAL	KUK DONG HOIST	JUNG HO	SEOUL

REV	DATE	DESCRIPTION	DRAWN	CHECK	APPRVD
A	02.MAY.2022	REDRAWING	K.H.Han	-	-

TITLE
HOSITING POWER CIRCUIT DIAGRAM
KD-1M(E)-1T

CUSTOMER

극동호이스트 주식회사
KUKDONG HOIST CO., LTD.

DESIGN	SCALE	SHT. NO.	ORDER NO.

DWG. NO.

불법복제 및 배포금지

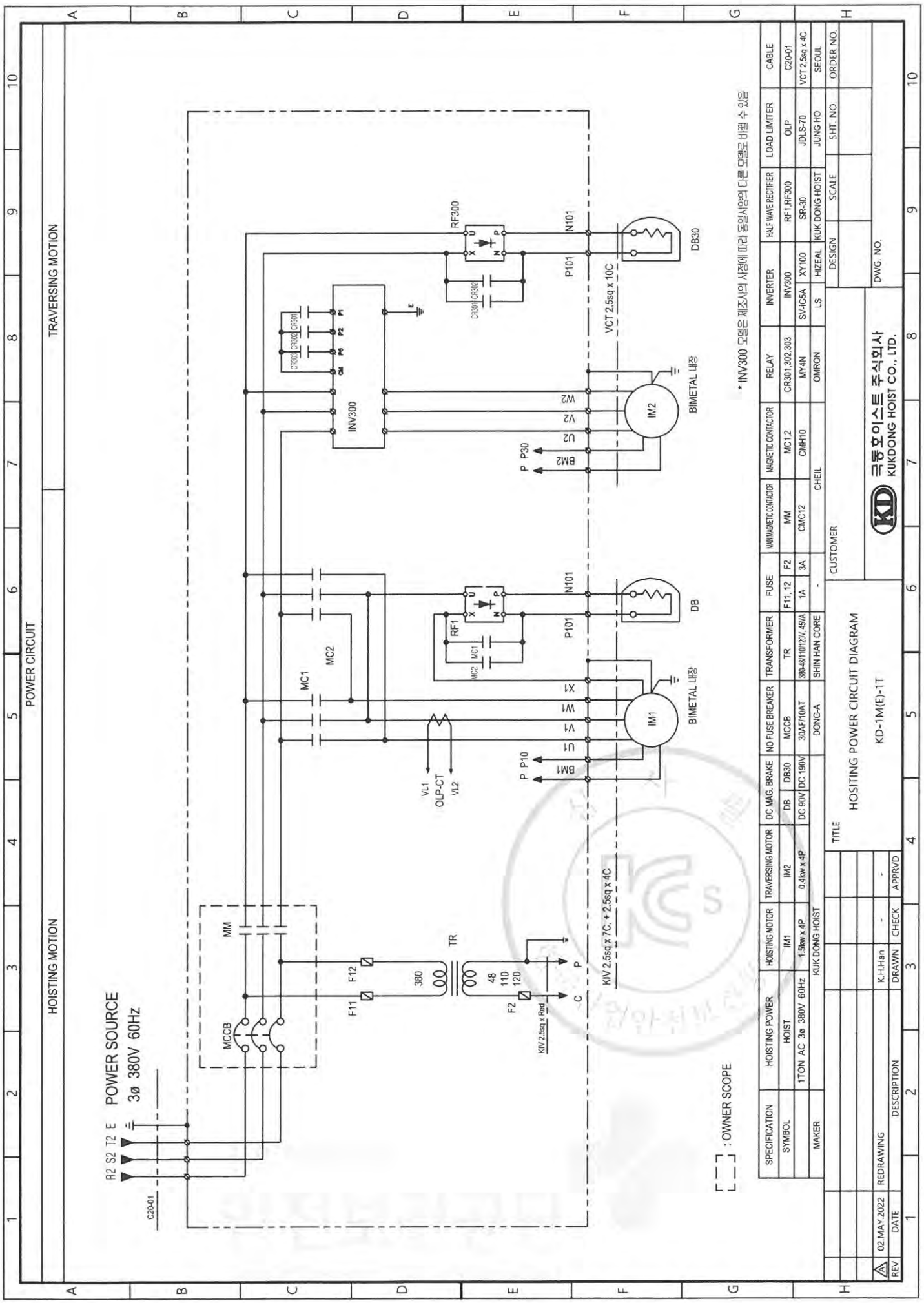

192.168.11.51 / 2022-05-20 13:46:36

불법복제 및 배포금지

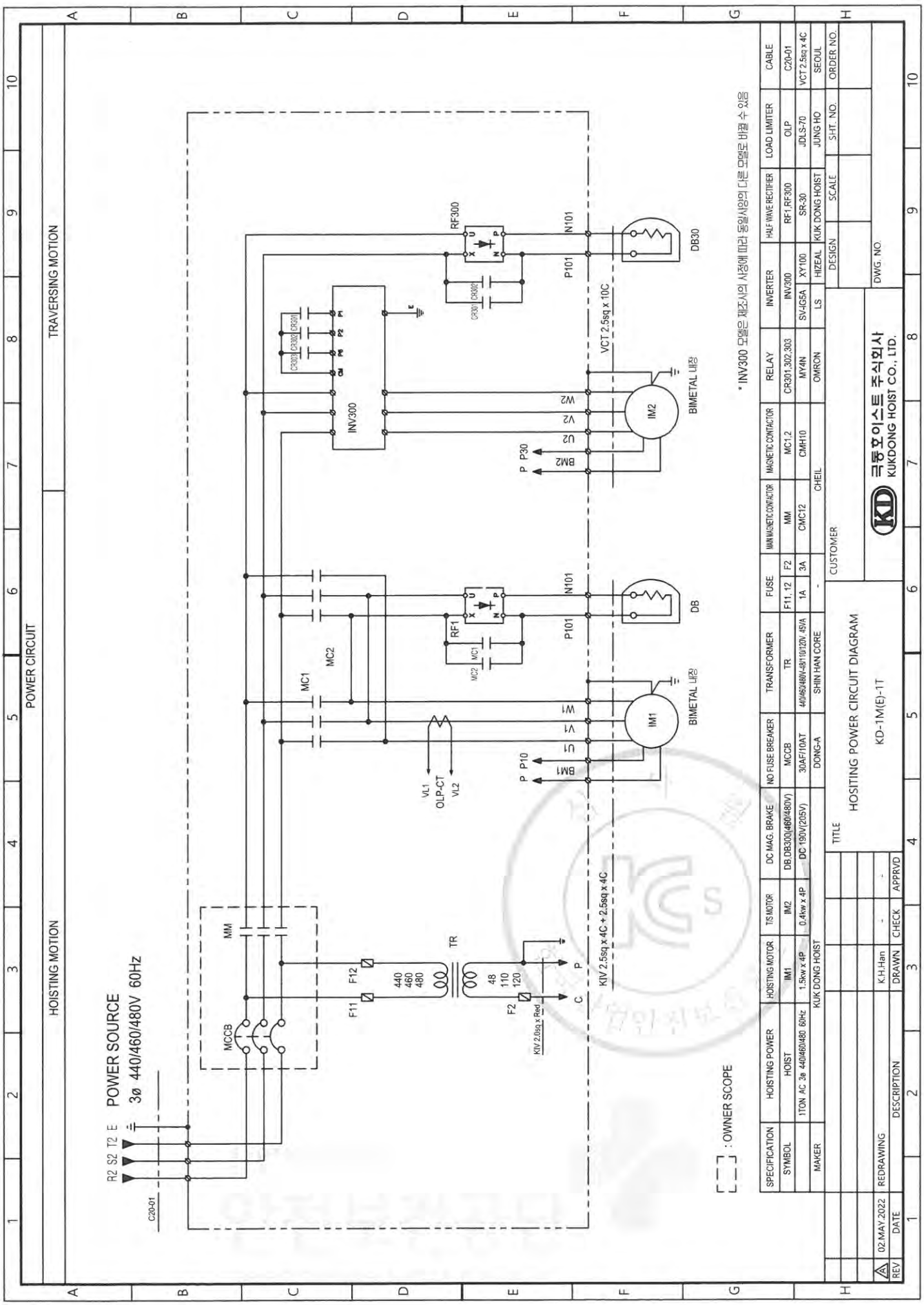

192.168.11.51 / 2022-05-20 13:46:36

불법복제 및 배포금지

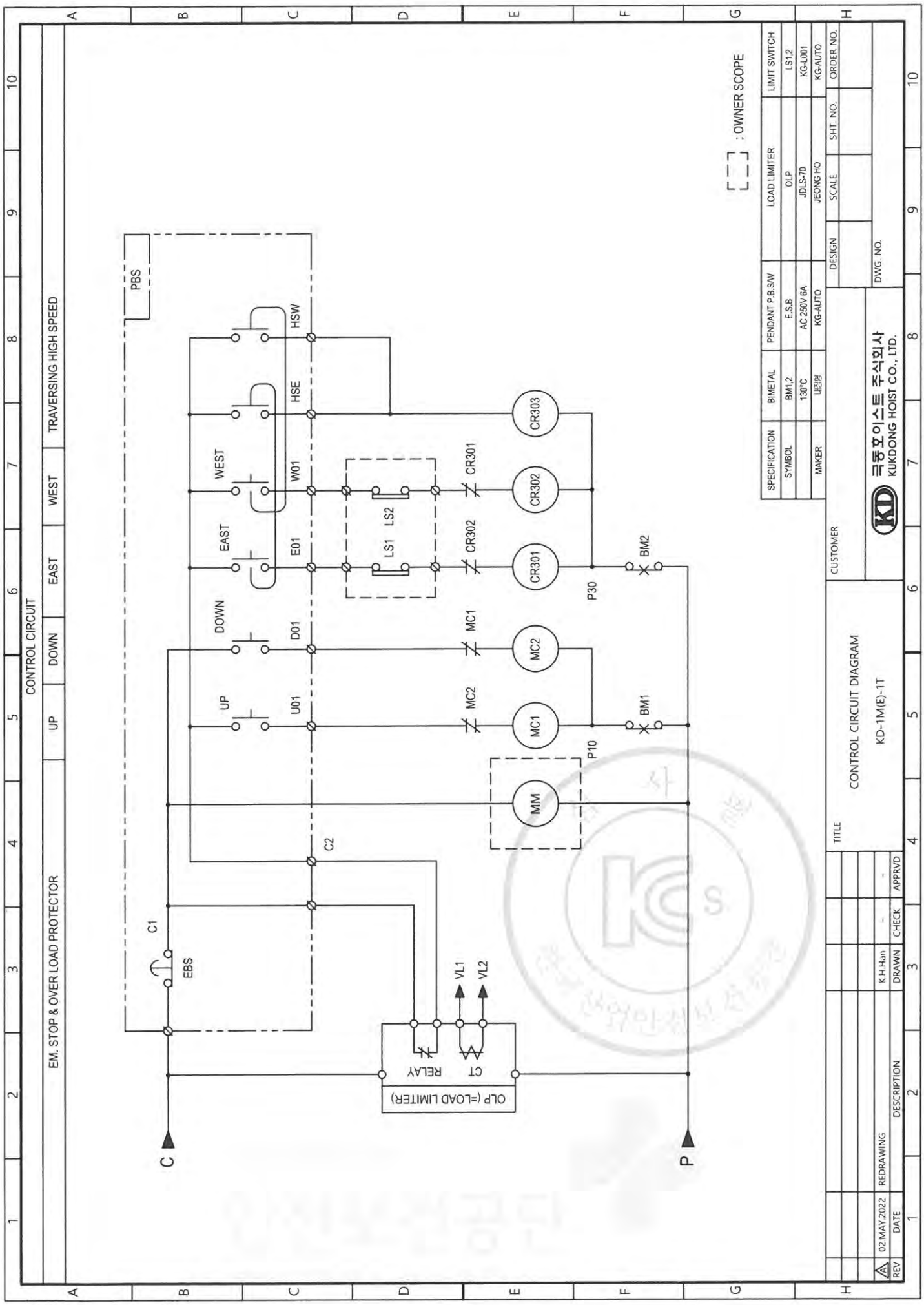

192.168.11.51 / 2022-05-20 13:46:36

불법복제 및 배포금지

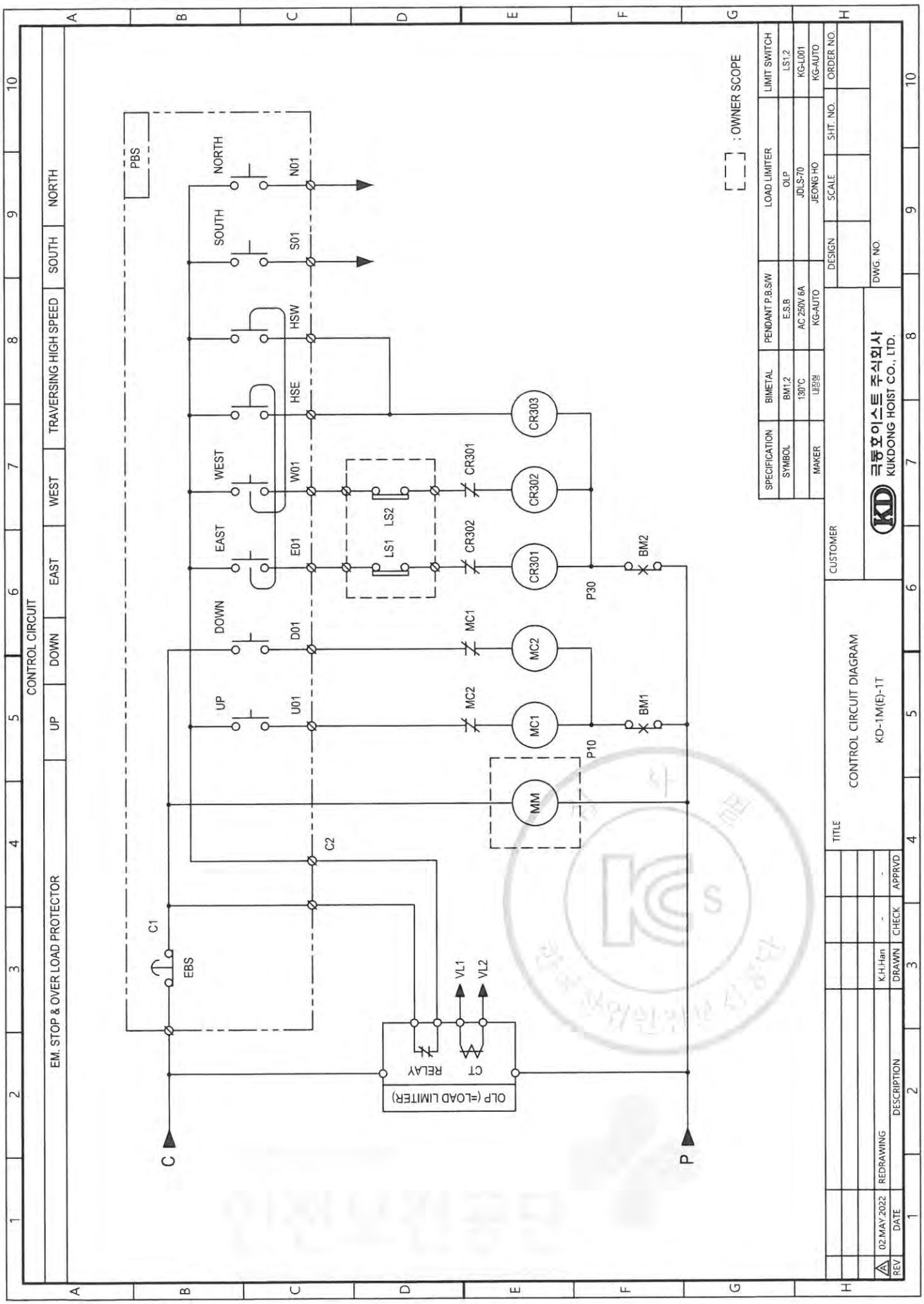

192.168.11.51 / 2022-05-20 13:46:36

불법복제 및 배포금지

KDT-1,
KDT-1P

192.168.11.51 / 2022-05-20 13:46:36

< Electrical Specification >

1. Power source : **AC 3Ø 220V, 380V, 440V, 460V, 480V 60Hz**
2. Control source : **AC 1Ø 48V, 110V, 120V 60Hz**

OBJECT	MOTOR	220		380		440		460		480		BRAKE	REMARK
		CURRENT	CABLE	CURRENT	CABLE	CURRENT	CABLE	CURRENT	CABLE	CURRENT	CABLE		
HOISTING	1.5/0.5kw x 4/12P	7.80 A	2.5sq	4.60 A	2.5sq	4.10 A	2.5sq	3.90 A	2.5sq	3.80 A	2.5sq	DC MAG BRAKE	1 DRIVE
		4.70 A	2.5sq	2.80 A	2.5sq	2.50 A	2.5sq	2.40 A	2.5sq	2.30 A	2.5sq		
TRAVERSING	-	-	-	-	-	-	-	-	-	-	-		
CONTROL CURRENT		1.00 A	1.5sq	0.50 A	1.5sq	0.50 A	1.5sq	0.50 A	1.5sq	0.50 A	1.5sq		
LIGHTING & ACC'Y CIRCUIT													
SUB TOTAL		8.80 A	2.5sq	5.10 A	2.5sq	4.60 A	2.5sq	4.40 A	2.5sq	4.30 A	2.5sq	I(A)=M/H+T/S+ASS'Y	

(KDT-1-1T, KDT-1P-1T)

192.168.11.51 / 2022-05-20 13:46:36

불법복제 및 배포금지

무단복제 및 배포금지

KD

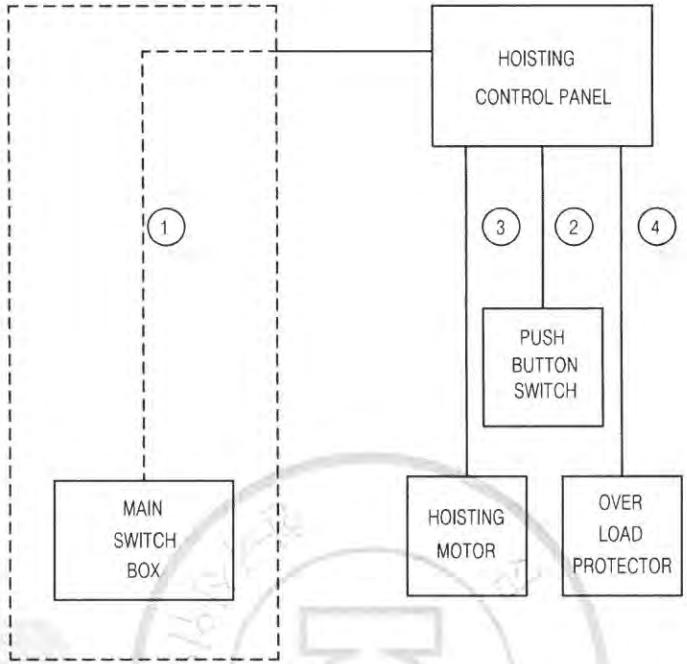

NO.		CABLE SPEC.
1		VCT 2.5sq x 4C
2		VCT 1.5sq x 4C or 7C
3	220/380V	KIV 2.5sq x 7C
	440/460/480V	KIV 2.5sq x 4C
4		VCT 0.75sq x 8C

* 1번 CABLE은 제작시 1M를 인출하고,
나머지 길이에 대해서는 OWNER SCOPE임.
* 3번선은 HOIST BODY를 관통하여 HOIST CONTROL
PANEL로 가는 선으로 외부로 인출되어 있지 않기
때문에 CABLE이 아니라 KIV 전선을 사용함

: OWNER SCOPE

NO	PARTS NAME	MATERIAL	Q'TY	SIZE	WEIGHT	REMARK

SCALE	NS	DESIGNED	CHECKED	APPROVED	TITLE	CABLE CONNECTION DIAGRAM
PRO-JECTION		K.M.Seo		M.H.Kim		KDT-1(P)-1T
						3ø 220/380/440/460/480V 60Hz

KD KUK DONG HOIST CO., LTD. | DWG NO.

192.168.11.51 / 2022-05-20 13:46:36

192.168.11.51 / 2022-05-20 13:46:36

불법복제 및 배포금지

KD

NO.	DESCRIPTION	CABLE SPEC.	REMARK
1	MAIN EARTH LINE	GV 2.5sq x 1C	OWNER SCOPE
2	MAIN POWER SOURCE	CV 2.5sq x 1C	OWNER SCOPE
3	FESTOON CABLE or CABLE REEL	VCT 2.5sq X 1C 30A x 1LINE	OWNER SCOPE
4	HOIST POWER SOURCE	VCT 2.5sq x 1C	
5	HOISTING MOTOR	KIV 2.5sq X 1C	
6	TRAVERSING MOTOR	VCT 2.5sq X 1C	

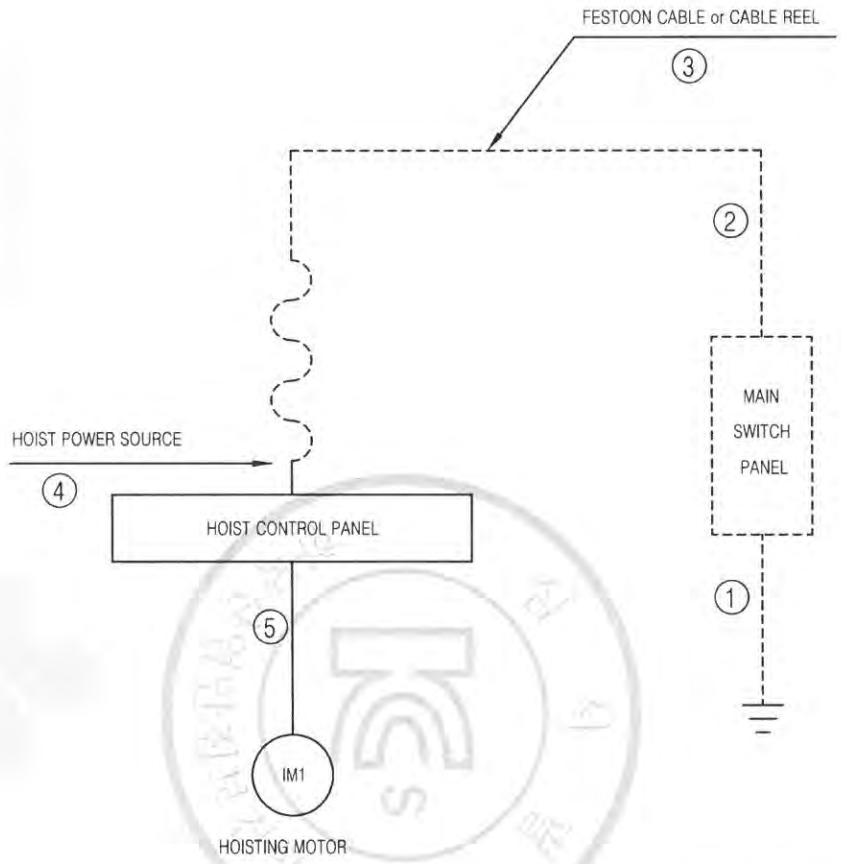

등전위접지

1. 전기장비와 기계의 노출된 모든 도전부는 보호본딩회로에 연결되어야 하며 적절한 접지연속성 기능이 유지되야함.
2. 보호본딩회로에는 개폐기, 과전류보호장치가 부착되지 않아야 한다.

시험대상 전선의 최소 유효단면적	최고전압강하(V)
1.0	3.3
1.5	2.6
2.5	1.6
4.0	1.4
>6.0	1.0

------ OWNER SCOPE
——— KUK DONG SCOPE

NO	PARTS NAME	MATERIAL	Q'TY	SIZE	WEIGHT	REMARK

SCALE	NS	DESIGNED	CHECKED	APPROVED	TITLE	GROUND WIRE SYSTEM
PRO-JECTION		K.M.Seo		M.H.kim		KD(T)-1(P)-1T

KD KUK DONG HOIST CO., LTD. DWG NO.

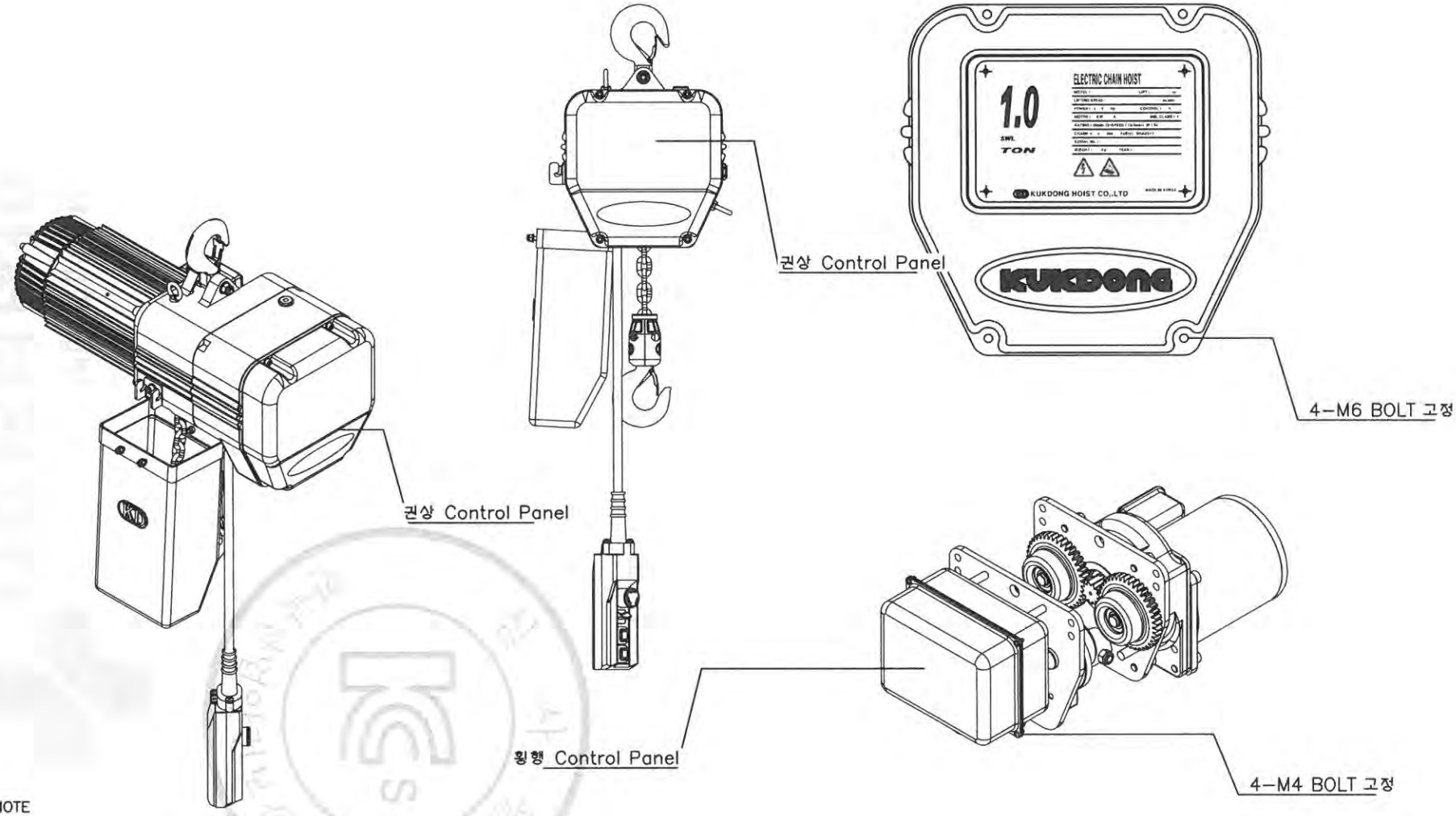

* NOTE

1. HOIST PANEL – AL
2. INSIDE – DUST PROOF
   OUTSIDE – SPLASH PROOF
3. APPLICATION VOLTAGE : 220V,380V,440V,460V,480V
4. 제어용 전선 :1.5sq KIV,HIV

* 체인호이스트 외함은 특수공구로만 개방할수 있는 구조임.

No.	DATE	REVISION RECORD	DWG.	CHK.	APP.
0	09.03.04	FIRST ISSUE	K.M.Seo		M.H.Kim

Scale	N/S	Pro-jection	3rd ANGLES	Mass	Kg	Title	ELECTRIC CHAIN HOIST
OWNER							Hoist 외함
KD 국동호이스트 주식회사 KUK DONG HOIST CO., LTD.						DWG No.	

불법복제 및 배포금지

192.168.11.51 / 2022-05-20 13:46:36

192.168.11.51 / 2022-05-20 13:46:36

불법복제 및 배포금지

KD

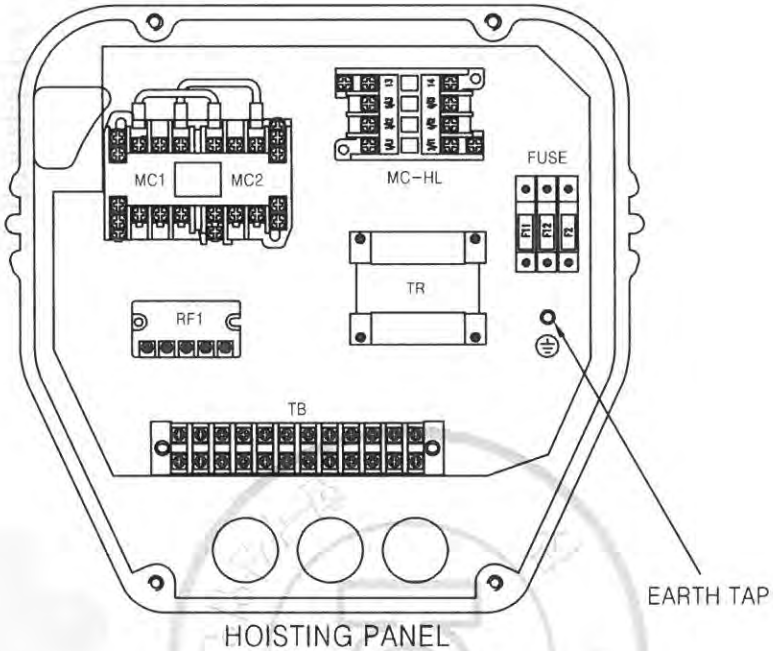

* PART LIST

MARK	NAME		SPECIFICATION	Q'TY
MC1,2	HOISTING MAGNETIC CONTACTOR		CMH10	1
MC-HL	TWO SPEED MAGNETIC CONTACTOR		CMC12	1
TR	TRANSFORMER		45VA	1
RF1	RECTIFIER		KD190/SR-30	1
TB	TERMINAL BLOCK		20A x 10P	1
F11,12	FUSE	220V	2A	2
		380/440/460/480V	1A	
F2	FUSE		3A	1

* NOTE

1. HOIST PANEL - AL
2. INSIDE - DUST PROOF
   OUTSIDE - SPLASH PROOF
3. APPLICATION VOLTAGE : 220V,380V,440V,460V,480V
4. 제어용 전선 :1.5sq KIV,HIV
5. 전선의 색상은 다음과 같다.
   1) 흑색 : 교류 및 직류 전원선로
   2) 적색 : 교류제어회로
   3) 주황색 : 외부전원에서 공급되는 연동장치 제어회로
   4) 녹색 또는 녹색과 황색 혼용 : 접지선
   5) 청 색 : 직류 제어회로
6. CABLE MATERIAL : KIV OR EQUIVALENT
7. EARTH TERMINAL RESISTANCE : 0.018
8. 제작시 다소 변경 될수있음.
9. 외함 개방 구조는 다음과 같다.
   1) 외함 개방 시 충전부분이 차단되도록 한다.
   2) 외함 개방 후 충전되어있는 부분은 IP2X 이상의 직접 접촉 방호가 되어 있을것.

Scale	N / S	DISN.BY	CHK.BY	APPR.BY	Title	HOIST CONTROL PANEL
Pro-jection	3ANGLES	K.M.Seo		M.H.Kim		KDT-1(P)-1T
Mass	Kg					
KD KUK DONG HOIST CO., LTD.					DWG No.	

POWER CIRCUIT

POWER SUPPLY SYSTEM

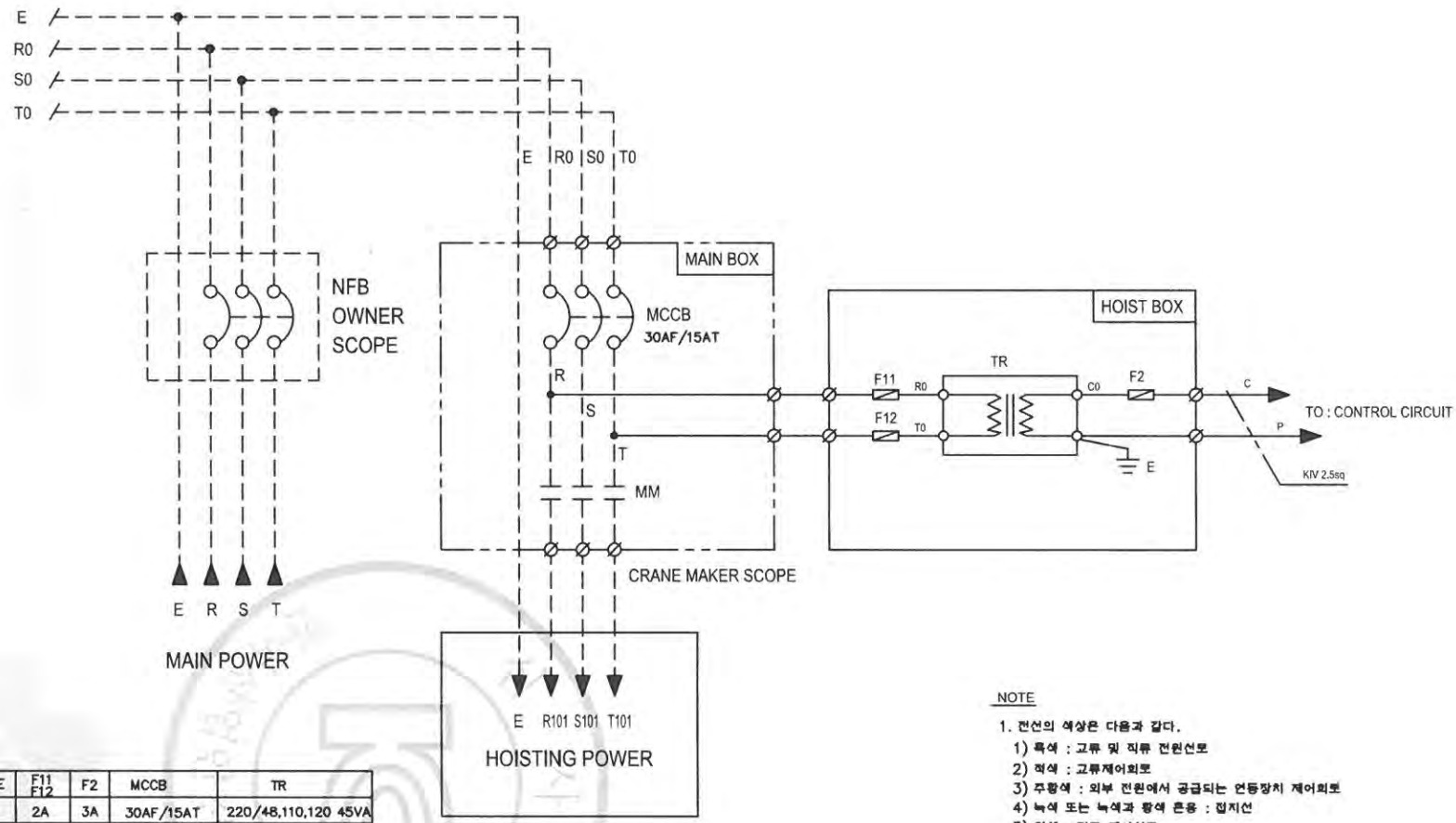

VOLTAGE	F11 F12	F2	MCCB	TR
220V	2A	3A	30AF/15AT	220/48,110,120 45VA
380V	1A	3A	30AF/10AT	380/48,110,120 45VA
440V	1A	3A	30AF/10AT	440/48,110,120 45VA
460V	1A	3A	30AF/10AT	460/48,110,120 45VA
480V	1A	3A	30AF/10AT	480/48,110,120 45VA

NOTE

1. 전선의 색상은 다음과 같다.
   1) 흑색 : 고류 및 직류 전원선로
   2) 적색 : 고류제어회로
   3) 주황색 : 외부 전원에서 공급되는 연동장치 제어회로
   4) 녹색 또는 녹색과 황색 혼용 : 접지선
   5) 청색 : 직류 제어선로
2. 제작시 다소 변경 될수있음.
3. 외함 개방구조는 다음과 같을것.
   외함 개방후 충전되어있는 부분은 IP2X 이상의 직접 접촉 방호가 되어있을것.

REV	DATE	DESCRIPTION	DRAWN	CHECK	APPRVD
A	02.MAY.2022	REDRAWING	K.H.Han	-	-

TITLE

MAIN POWER CIRCUIT DIAGRAM

KD(T)-1(P)-1T

CUSTOMER

극동호이스트 주식회사
KUKDONG HOIST CO., LTD.

DESIGN	SCALE	SHT. NO.	ORDER NO.

DWG. NO.

192.168.11.51 / 2022-05-20 13:46:36

불법복제 및 배포금지

불법복제 및 배포금지

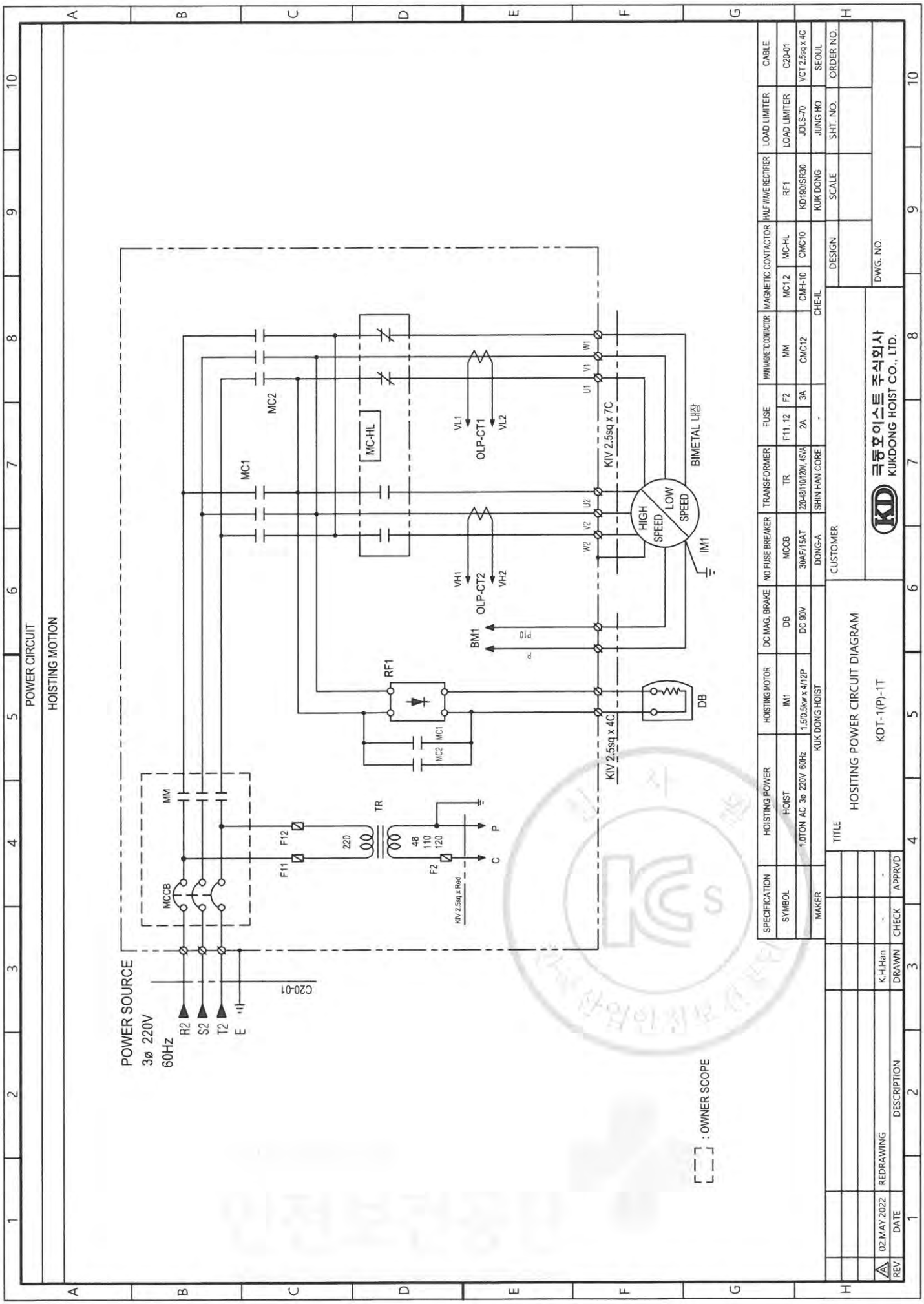

192.168.11.51 / 2022-05-20 13:46:36

불법복제 및 배포금지

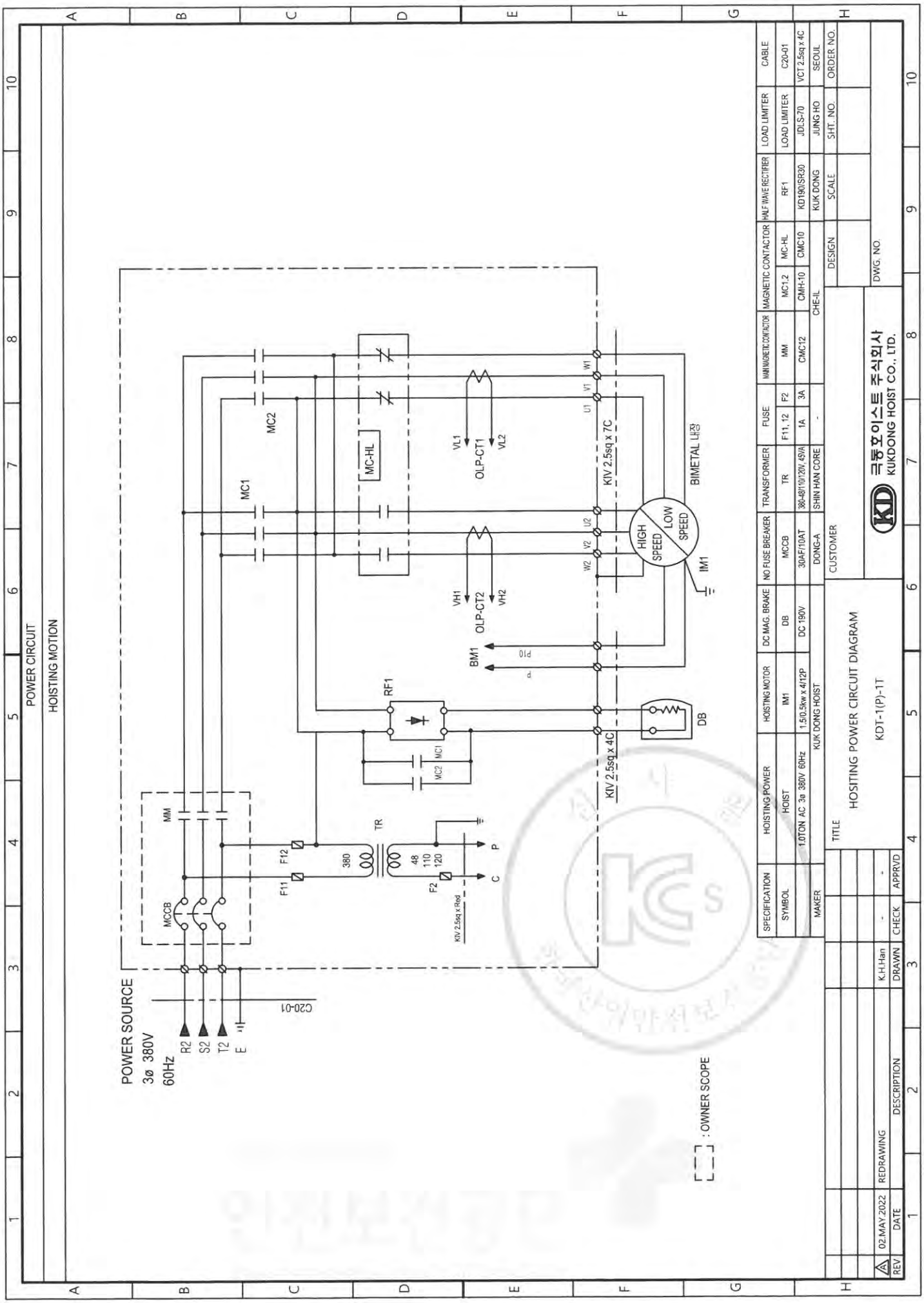

192.168.11.51 / 2022-05-20 13:46:36

불법복제 및 배포금지

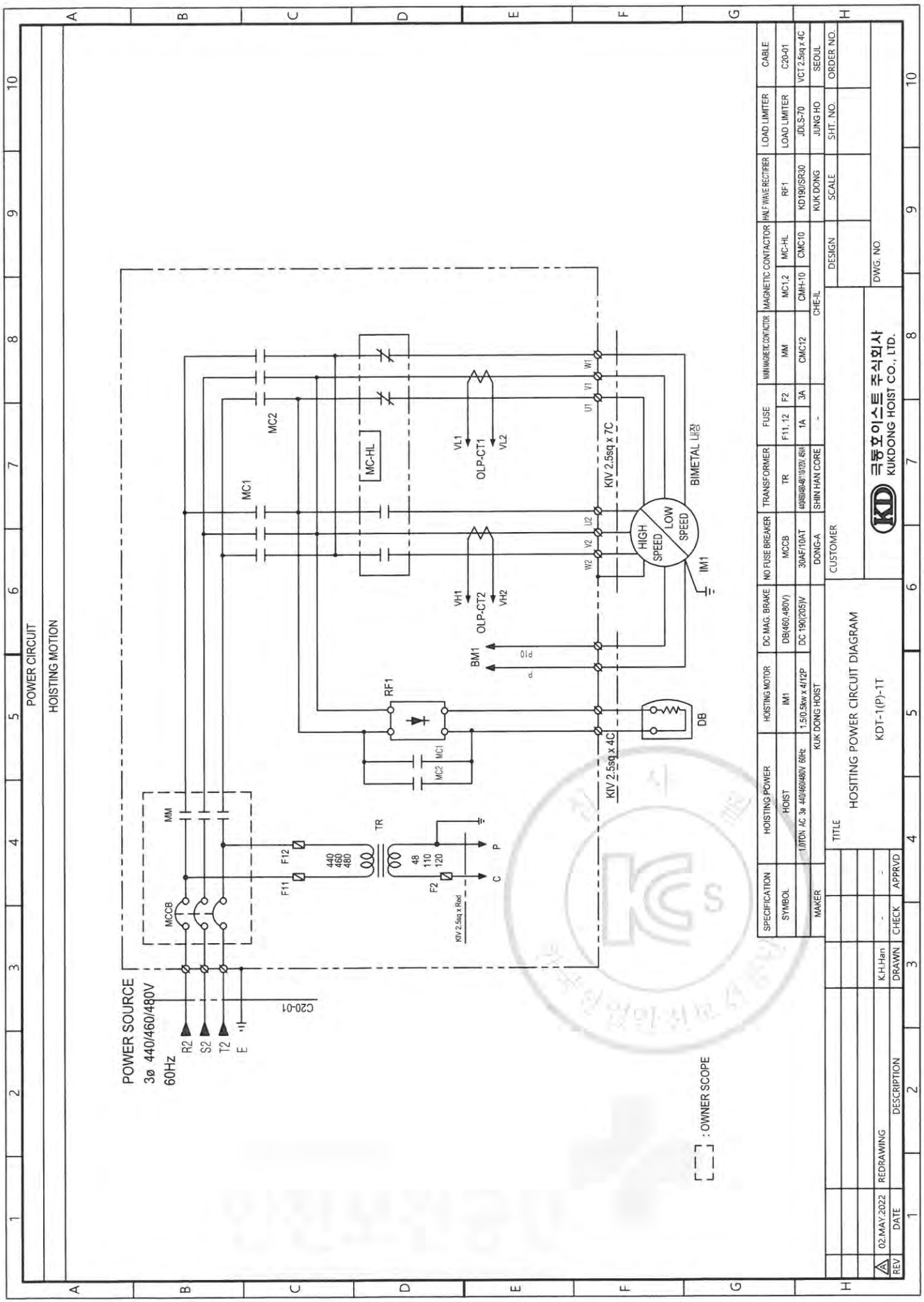

192.168.11.51 / 2022-05-20 13:46:36

불법복제 및 배포금지

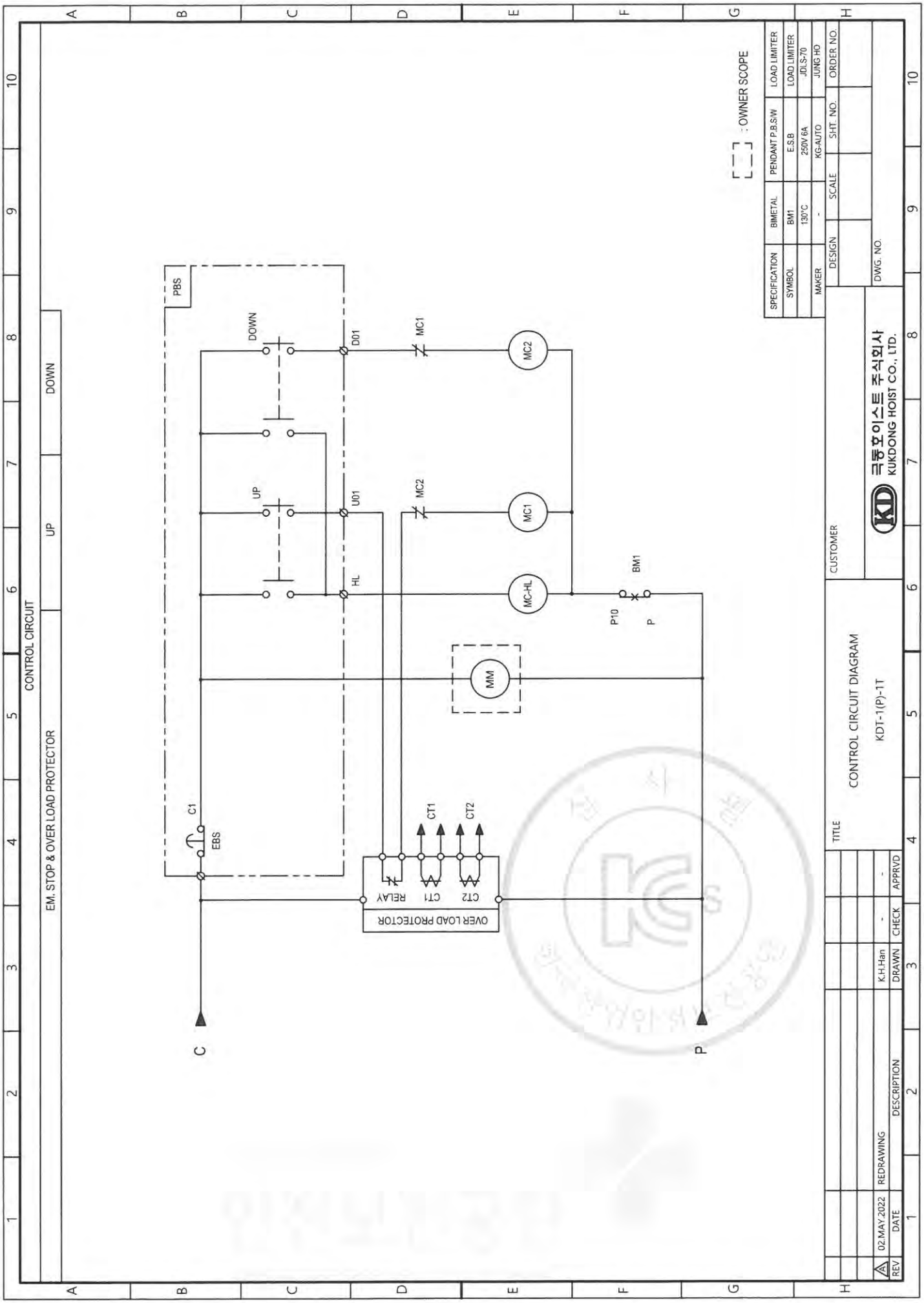

192.168.11.51 / 2022-05-20 13:46:36

불법복제 및 배포금지

KDT-1M,
KDT-1E

192.168.11.51 / 2022-05-20 13:46:36

192.168.11.51 / 2022-05-20 13:46:36

무단복제 및 배포금지

< Electrical Specification >

1. Power source : **AC 3Ø 220V, 380V, 440V, 460V, 480V 60Hz**

2. Control source : **AC 1Ø 48V, 110V, 120V 60Hz**

OBJECT	MOTOR		220		380		440		460		480		BRAKE	REMARK
			CURRENT	CABLE	CURRENT	CABLE	CURRENT	CABLE	CURRENT	CABLE	CURRENT	CABLE		
HOISTING	1.5/0.5kw x 4/12P		7.80 A	2.5sq	4.60 A	2.5sq	4.10 A	2.5sq	3.90 A	2.5sq	3.80 A	2.5sq	DC MAG BRAKE	1 DRIVE
			4.70 A	2.5sq	2.80 A	2.5sq	2.50 A	2.5sq	2.40 A	2.5sq	2.30 A	2.5sq		
TRAVERSING	0.4kw x 4P		2.60 A	2.5sq	1.50 A	2.5sq	1.30 A	2.5sq	1.24 A	2.5sq	1.19 A	2.5sq	AC SELF BRAKE (INVERTER : DC MAG BRAKE)	1 DRIVE
	0.4/0.2kw x 4/8P	0.4kw	2.78 A	2.5sq	1.61 A	2.5sq	1.39 A	2.5sq	1.33 A	2.5sq	1.28 A	2.5sq	DC MAG BRAKE	1 DRIVE
		0.2kw	2.73 A	2.5sq	1.58 A	2.5sq	1.36 A	2.5sq	1.31 A	2.5sq	1.25 A	2.5sq		
CONTROL CURRENT			1.00 A	1.5sq	0.50 A	1.5sq	0.50 A	1.5sq	0.50 A	1.5sq	0.50 A	1.5sq		
LIGHTING & ACC'Y CIRCUIT														
SUB TOTAL			11.58 A	2.5sq	6.71 A	2.5sq	5.99 A	2.5sq	5.73 A	2.5sq	5.58 A	2.5sq	I(A)=M/H+T/S+ASS'Y	

(KDT-1M-1T, KDT-1E-1T)

KD

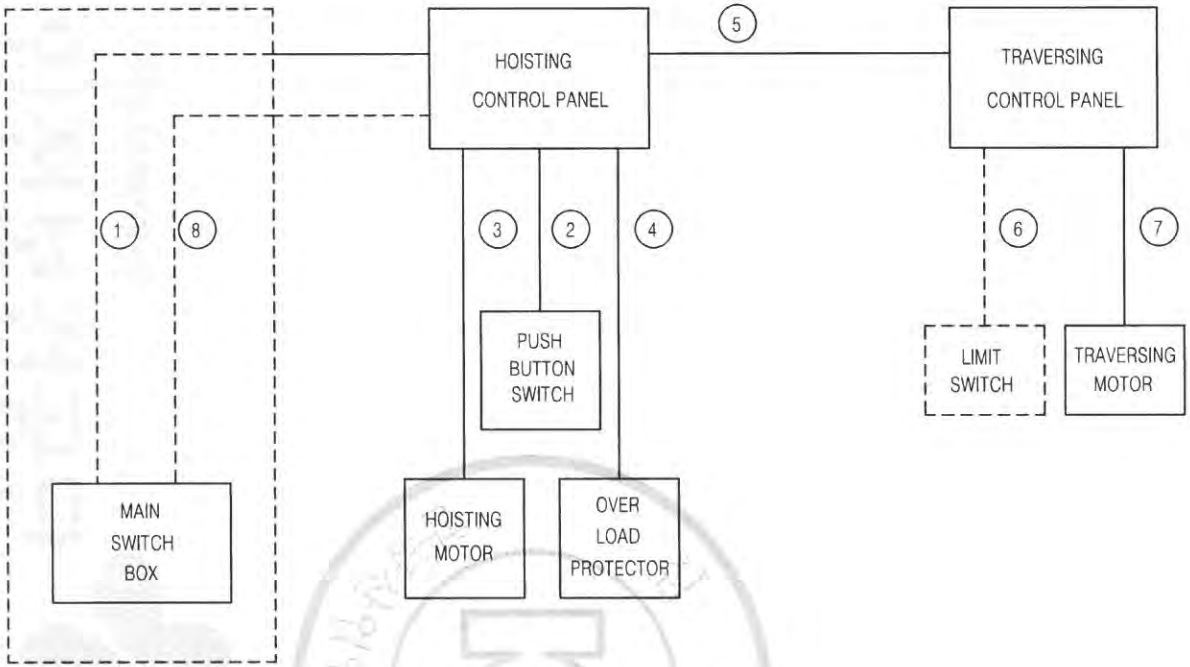

NO.		CABLE SPEC.
1		VCT 2.5sq x 4C
2		VCT 1.5sq x 7C or 10C
3	220/380V	KIV 2.5sq x 7C
	440/460/480V	KIV 2.5sq x 4C
4		VCT 0.75sq x 8C
5		VCT 2.5sq x 7C or 10C
6		VCT 1.5sq x 2C x 2EA
7		VCT 2.5sq x 7C or 10C
8		VCT 2.5sq x 7C or 10C

* 1번 CABLE은 제작시 1M를 인출하고,
나머지 길이에 대해서는 OWNER SCOPE임.
* 3번선은 HOIST BODY를 관통하여 HOIST CONTROL PANEL로 가는 선으로 외부로 인출되어 있지 않기 때문에 CABLE이 아니라 KIV 전선을 사용함

: OWNER SCOPE

NO	PARTS NAME	MATERIAL	Q'TY	SIZE	WEIGHT	REMARK

SCALE	NS	DESIGNED	CHECKED	APPROVED	TITLE	CABLE CONNECTION DIAGRAM
PRO-JECTION		K.M.Seo		M.H.Kim		KDT-1M(E)-1T
						3ø 220/380/440/460/480V 60Hz
KD KUK DONG HOIST CO., LTD.					DWG NO.	

불법복제 및 배포금지

192.168.11.51 / 2022-05-20 13:46:36

KD

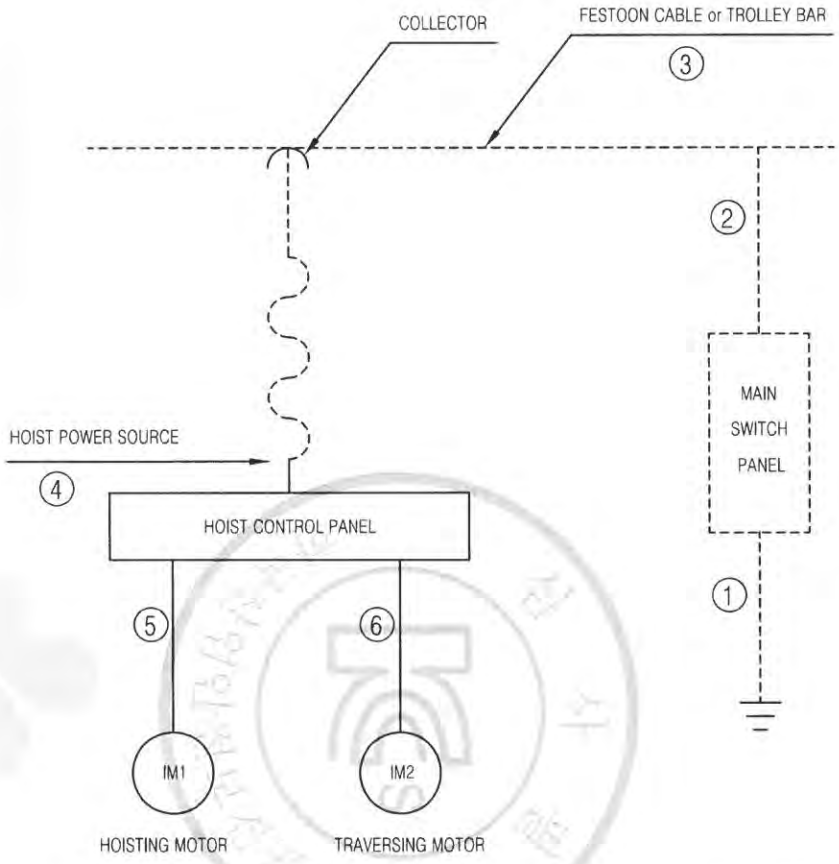

NO.	DESCRIPTION	CABLE SPEC.	REMARK
1	MAIN EARTH LINE	GV 2.5sq x 1C	OWNER SCOPE
2	MAIN POWER SOURCE	CV 2.5sq x 1C	OWNER SCOPE
3	FESTOON CABLE or TROLLEY BAR	VCT 2.5sq X 1C	OWNER SCOPE
		30A x 1LINE	
4	HOIST POWER SOURCE	VCT 2.5sq x 1C	
5	HOISTING MOTOR	KIV 2.5sq X 1C	
6	TRAVERSING MOTOR	VCT 2.5sq X 1C	

등전위접지

1. 전기장비와 기계의 노출된 모든 도전부는 보호본딩회로에 연결되어야 하며 적절한 접지연속성 기능이 유지되야함.
2. 보호본딩회로에는 개폐기, 과전류보호장치가 부착되지 않아야 한다.

시험대상 전선의 최소 유효단면적	최고전압강하(V)
1.0	3.3
1.5	2.6
2.5	1.6
4.0	1.4
>6.0	1.0

------ OWNER SCOPE
——— KUK DONG SCOPE

NO	PARTS NAME	MATERIAL	Q'TY	SIZE	WEIGHT	REMARK

SCALE	NS	DESIGNED	CHECKED	APPROVED	TITLE	GROUND WIRE SYSTEM
PRO-JECTION		K.M.Seo		M.H.kim		KD(T)-1M(E)-1T
KD KUK DONG HOIST CO., LTD.					DWG NO.	

192.168.11.51 / 2022-05-20 13:46:36

불법복제 및 배포금지

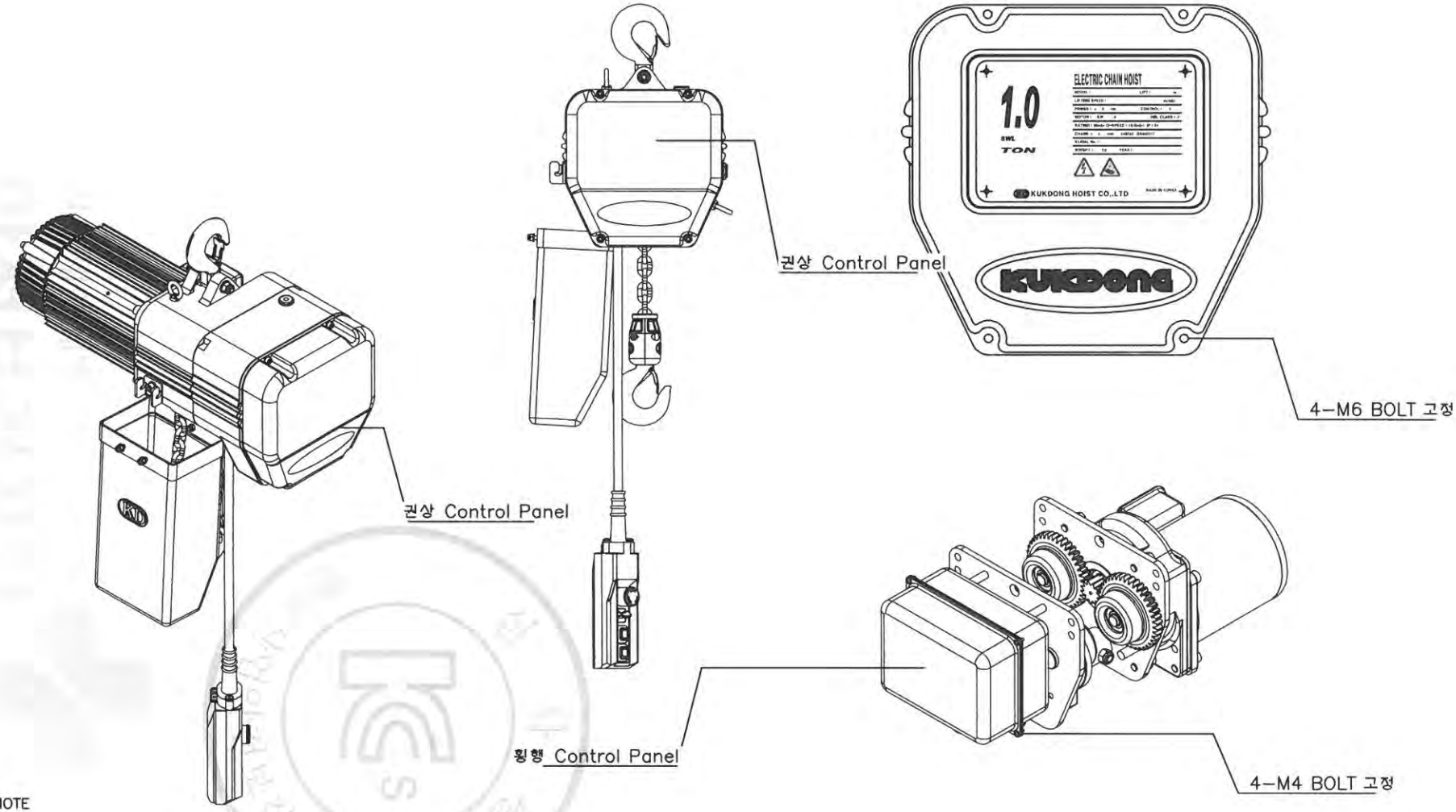

* NOTE

1. HOIST PANEL – AL
2. INSIDE – DUST PROOF
   OUTSIDE – SPLASH PROOF
3. APPLICATION VOLTAGE : 220V,380V,440V,460V,480V
4. 제어용 전선 :1.5sq KIV,HIV

* 체인호이스트 외함은 특수공구로만 개방할수 있는 구조임.

No.	DATE	REVISION RECORD	DWG.	CHK.	APP.
0	09.03.04	FIRST ISSUE	K.M.Seo		M.H.Kim

Scale	N/S	Pro-jection	3rd ANGLES	Mass	Kg	Title	ELECTRIC CHAIN HOIST Hoist 외함
OWNER							
KD 국동호이스트 주식회사 KUK DONG HOIST CO., LTD.						DWG No.	

불법복제 및 배포금지

192.168.11.51 / 2022-05-20 13:46:36

192.168.11.51 / 2022-05-20 13:46:36

불법복제 및 배포금지

KD

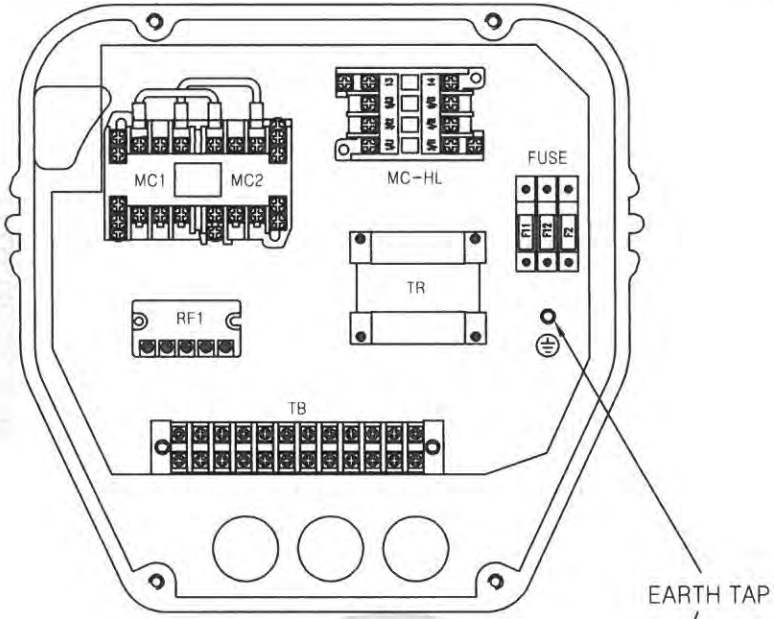

HOISTING PANEL

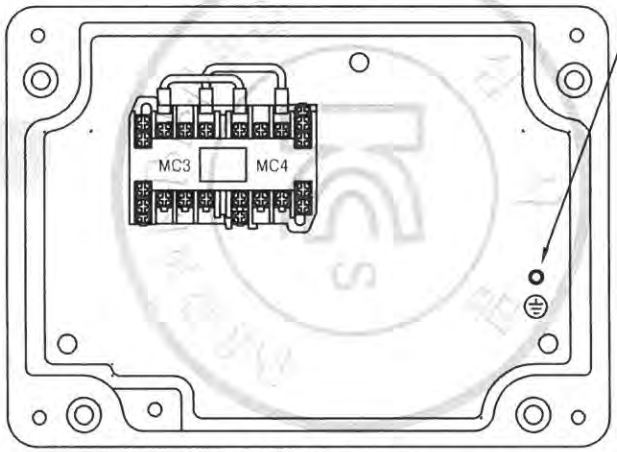

TRAVERSING PANEL

* PART LIST

MARK	NAME		SPECIFICATION	Q'TY
MC1,2	HOISTING MAGNETIC CONTACTOR		CMH10	1
MC3,4	TRAVERSING MAGNETIC CONTACTOR		CMH10	1
MC-HL	TWO SPEED MAGNETIC CONTACTOR		CMC12	1
TR	TRANSFORMER		45VA	1
RF	RECTIFIER		KD190/SR-30	1
TB	TERMINAL BLOCK		20A x 10P	1
F11,12	FUSE	220V	2A	2
		380/440/460/480V	1A	
F2	FUSE		3A	1

* NOTE

1. HOIST PANEL - AL
2. INSIDE - DUST PROOF
   OUTSIDE - SPLASH PROOF
3. APPLICATION VOLTAGE : 220V,380V,440V,460V,480V
4. 제어용 전선 :1.5sq KIV,HIV
5. 전선의 색상은 다음과 같다.
   1) 흑색 : 교류 및 직류 전원선로
   2) 적색 : 교류제어회로
   3) 주황색 : 외부전원에서 공급되는 연동장치 제어회로
   4) 녹색 또는 녹색과 황색 혼용 : 접지선
   5) 청 색 : 직류 제어회로
6. CABLE MATERIAL : KIV OR EQUIVALENT
7. EARTH TERMINAL RESISTANCE : 0.018
8. 제작시 다소 변경 될수있음.
9. 외함 개방 구조는 다음과 같다.
   1) 외함 개방 시 충전부분이 차단되도록 한다.
   2) 외함 개방 후 충전되어있는 부분은 IP2X 이상의 직접 접촉 방호가 되어 있을것.

Scale	N / S	DISN.BY	CHK.BY	APPR.BY	Title	HOIST CONTROL PANEL
Pro-jection	3ANGLES	K.M.Seo		M.H.Kim		KDT-1M-1T
Mass	Kg					
KD KUK DONG HOIST CO., LTD.					DWG No.	

192.168.11.51 / 2022-05-20 13:46:36

불법복제 및 배포금지

KD

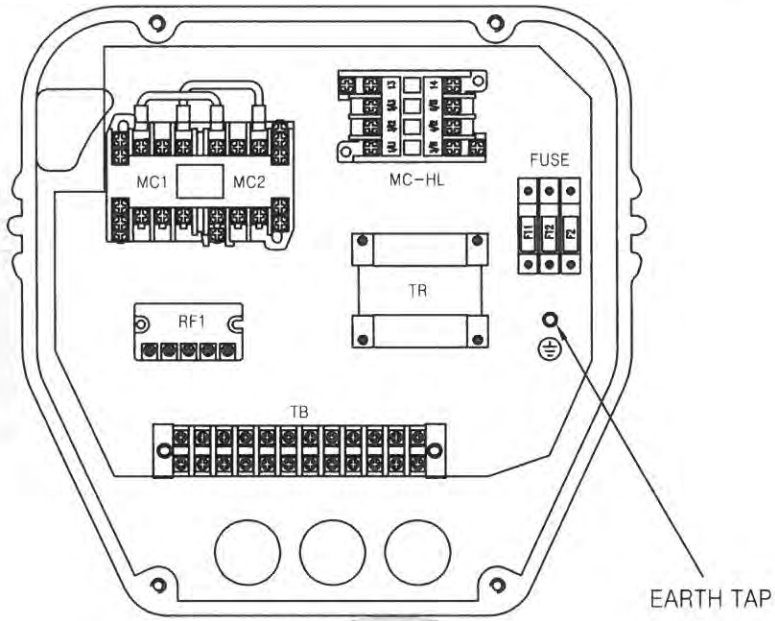

HOISTING PANEL

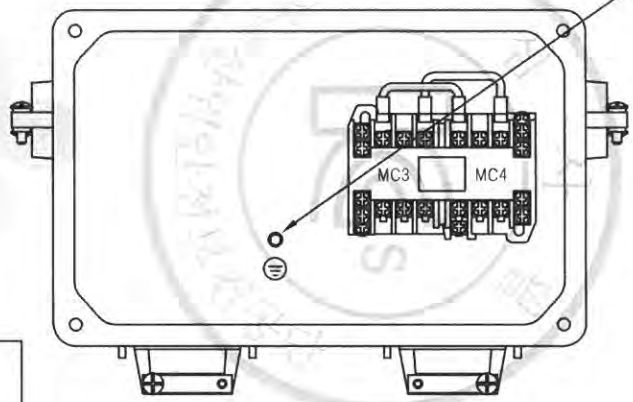

TRAVERSING PANEL

* PART LIST

MARK	NAME		SPECIFICATION	Q'TY
MC1,2	HOISTING MAGNETIC CONTACTOR		CMH10	1
MC3,4	TRAVERSING MAGNETIC CONTACTOR		CMH10	1
MC-HL	TWO SPEED MAGNETIC CONTACTOR		CMC12	1
TR	TRANSFORMER		45VA	1
RF1	RECTIFIER		KD190/SR-30	1
TB	TERMINAL BLOCK		20A x 10P	1
F11,12	FUSE	220V	2A	2
		380/440/460/480V	1A	
F2	FUSE		3A	1

* NOTE

1. HOIST PANEL - AL
2. INSIDE - DUST PROOF
   OUTSIDE - SPLASH PROOF
3. APPLICATION VOLTAGE : 220V,380V,440V,460V,480V
4. 제어용 전선 :1.5sq KIV,HIV
5. 전선의 색상은 다음과 같다.
   1) 흑색 : 교류 및 직류 전원선로
   2) 적색 : 교류제어회로
   3) 주황색 : 외부전원에서 공급되는 연동장치 제어회로
   4) 녹색 또는 녹색과 황색 혼용 : 접지선
   5) 청 색 : 직류 제어회로
6. CABLE MATERIAL : KIV OR EQUIVALENT
7. EARTH TERMINAL RESISTANCE : 0.018
8. 제작시 다소 변경 될수있음.
9. 외함 개방 구조는 다음과 같다.
   1) 외함 개방 시 충전부분이 차단되도록 한다.
   2) 외함 개방 후 충전되어있는 부분은 IP2X 이상의 직접 접촉 방호가 되어 있을것.

Scale	N / S	DISN.BY	CHK.BY	APPR.BY	Title	HOIST CONTROL PANEL
Pro-jection	3ANGLES	K.M.Seo		M.H.Kim		KDT-1E-1T
Mass	Kg					
KD KUK DONG HOIST CO., LTD.					DWG No.	

192.168.11.51 / 2022-05-20 13:46:36

불법복제 및 배포금지

KD

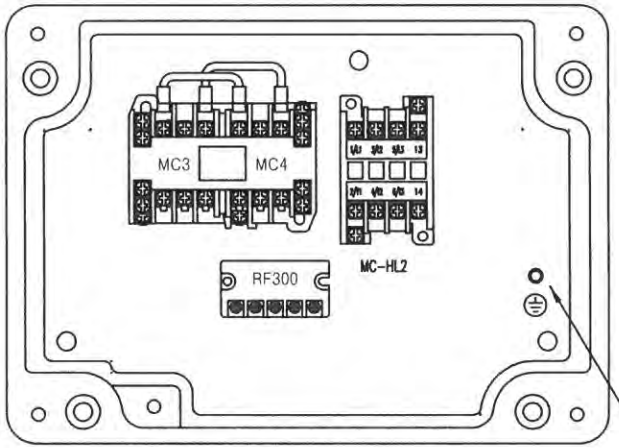

적용모델 : KD-1M, KDT-1M

EARTH TAP

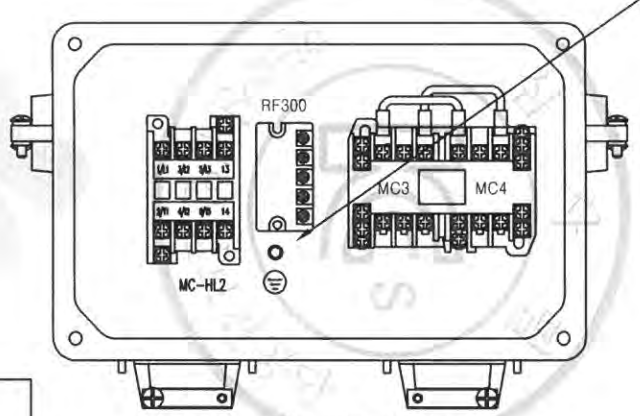

적용모델 : KD-1E, KDT-1E

* PART LIST

MARK	NAME	SPECIFICATION	Q'TY
MC3,4	TRAVERSING MAGNETIC CONTACTOR	CMH10	1
MC-HL2	2-SPEED MAGNETIC CONTACTOR	CMC10	1
RF300	2-SPEED HALF WAVE RECTIFIER	SR-30	1

* NOTE

1. HOIST PANEL - AL
2. INSIDE - DUST PROOF
   OUTSIDE - SPLASH PROOF
3. APPLICATION VOLTAGE : 220V,380V,440V,460V,480V
4. 제어용 전선 :1.5sq KIV,HIV
5. 전선의 색상은 다음과 같다.
   1) 흑색 : 교류 및 직류 전원선로
   2) 적색 : 교류제어회로
   3) 주황색 : 외부전원에서 공급되는 연동장치 제어회로
   4) 녹색 또는 녹색과 황색 혼용 : 접지선
   5) 청 색 : 직류 제어회로
6. CABLE MATERIAL : KIV OR EQUIVALENT
7. EARTH TERMINAL RESISTANCE : 0.018
8. 제작시 다소 변경 될수있음.
9. 외함 개방 구조는 다음과 같다.
   1) 외함 개방 시 충전부분이 차단되도록 한다.
   2) 외함 개방 후 충전되어있는 부분은 IP2X 이상의 직접 접촉 방호가 되어 있을것.

Scale	N / S	DISN.BY	CHK.BY	APPR.BY	Title	HOIST CONTROL PANEL
Pro-jection	3ANGLES	K.M.Seo		M.H.Kim		KD1M-1T (TRAVERSING 2-SPEED)
Mass	Kg					
KD KUK DONG HOIST CO., LTD.					DWG No.	

NO	DESCRIPTION	MATERIAL	Q'TY	SIZE	REMARK
1	CHASSIS PLATE	SS400	1	365 x 265	BOXCO
2	INVERTER	PUR	1	SV004iG5A-4	LS
3	MAGNETIC CONTACTOR	PUR	1	DMC12b	DONG A
4	SILICON RECTIFIER	PUR	1	SR-30	A SAN
5	RELAY & SOCKET	PUR	3	NY4-1N	
6	TERMINAL BLOCK	PUR	1	20A x 20P	SUNG HO
7	EARTH BAR	PUR	1	3t x 15 x 105	
8	CABLE DUCT	PUR		30 x 60	
9					

속판

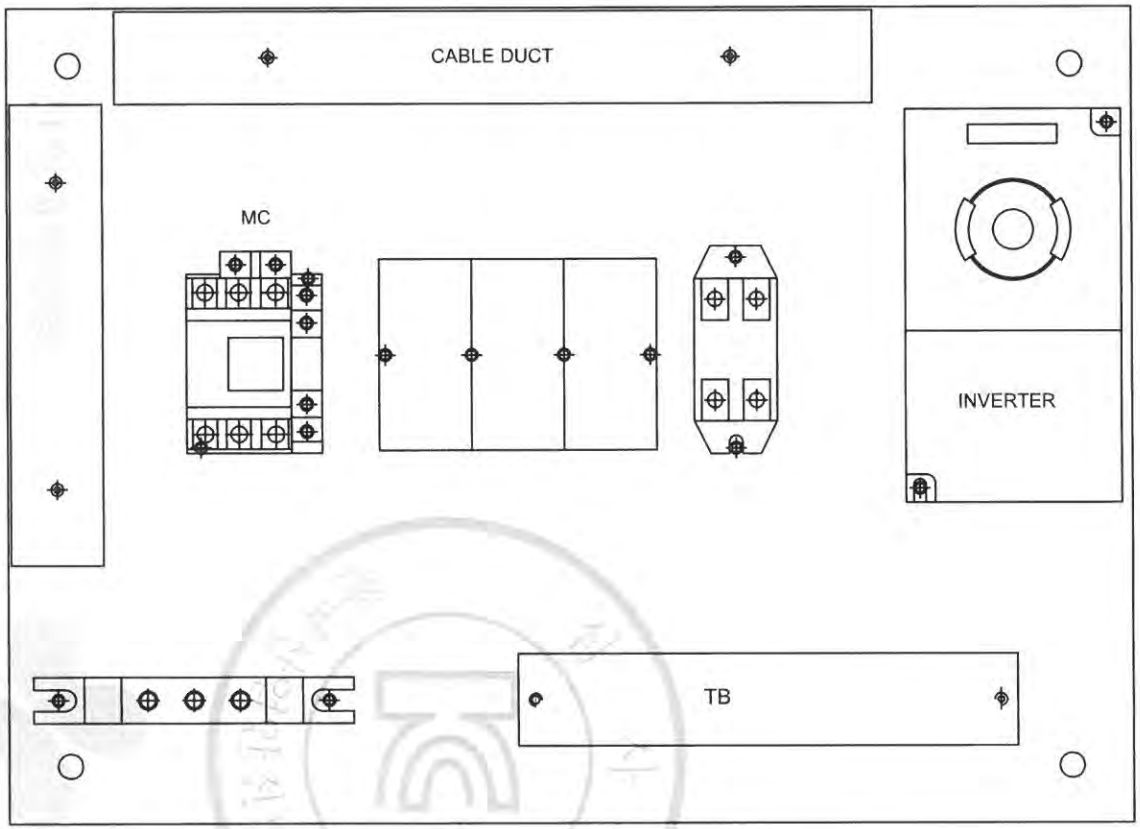

REV	DATE	DESCRIPTION	DRAWN	CHECK	APPRVD
0	10.MAY.2019	FIRST ISSUE	H.S.KIM	-	

PROJECT

CLIENT

MANUFACTURER: 극동호이스트 주식회사 KUKDONG HOIST CO., LTD.

TITLE: TRAVERSING PANEL

SCALE	DWG. NO.	SHT. NO.	REV.
1/1	KD1M-20E-05i	-	-

192.168.11.51 / 2022-05-20 13:46:36

불법복제 및 배포금지

POWER CIRCUIT

TRAVELLING POWER SUPPLY SYSTEM

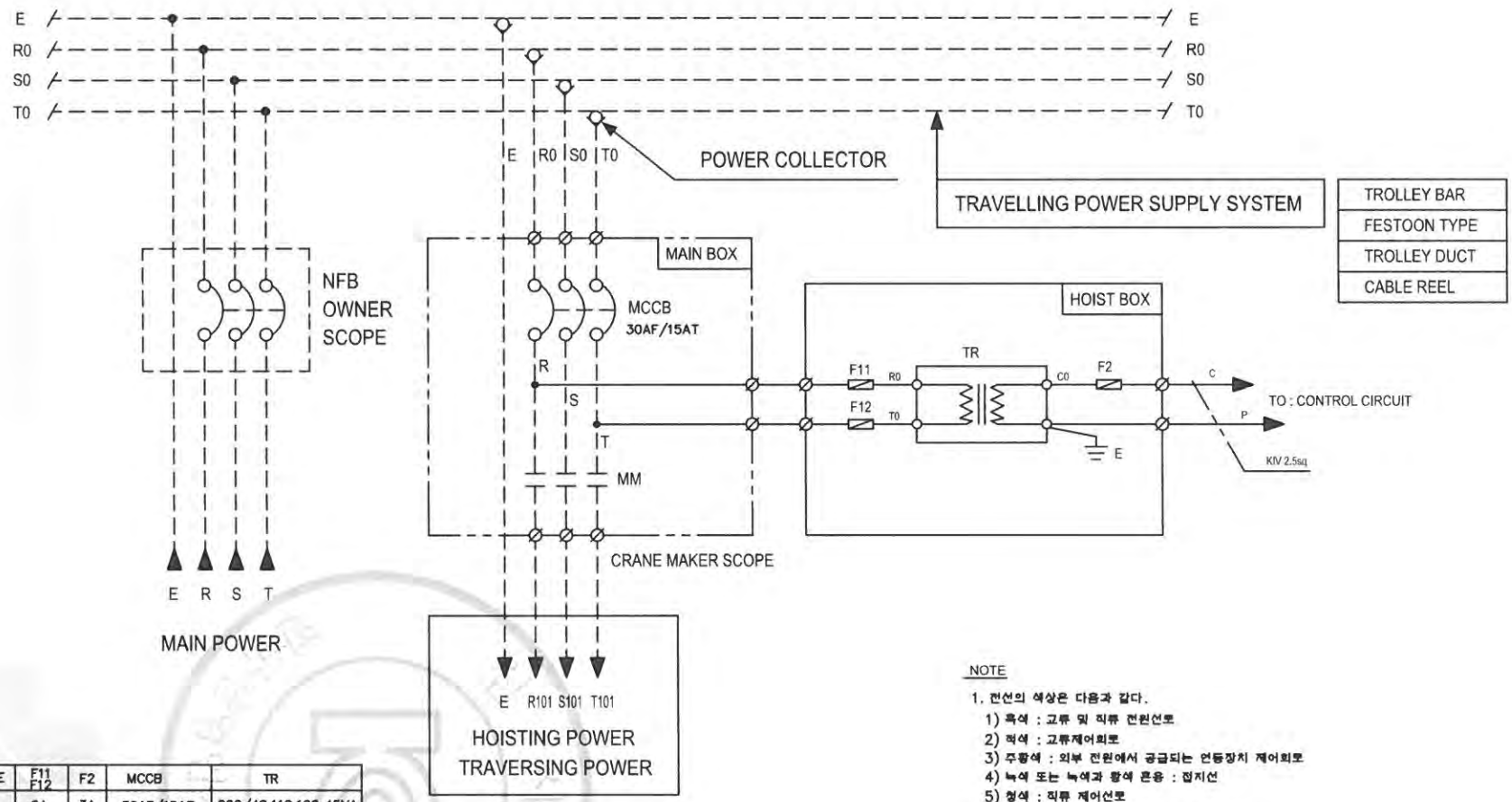

VOLTAGE	F11 F12	F2	MCCB	TR
220V	2A	3A	30AF/15AT	220/48,110,120 45VA
380V	1A	3A	30AF/10AT	380/48,110,120 45VA
440V	1A	3A	30AF/10AT	440/48,110,120 45VA
460V	1A	3A	30AF/10AT	460/48,110,120 45VA
480V	1A	3A	30AF/10AT	480/48,110,120 45VA

NOTE

1. 전선의 색상은 다음과 같다.
   1) 흑색 : 교류 및 직류 전원선로
   2) 적색 : 교류제어회로
   3) 주황색 : 외부 전원에서 공급되는 연동장치 제어회로
   4) 녹색 또는 녹색과 황색 혼용 : 접지선
   5) 청색 : 직류 제어선로
2. 제작시 다소 변경 필수있음.
3. 외함 개방구조는 다음과 같을것.
   외함 개방후 충전되어있는 부분은 IP2X 이상의 직접 접촉 방호가 되어있을것.

REV	DATE	DESCRIPTION	DRAWN	CHECK	APPRVD
A	02.MAY.2022	REDRAWING	K.H.Han	-	-

TITLE: MAIN POWER CIRCUIT DIAGRAM

KD(T)-1M(E)-1T

CUSTOMER

극동호이스트 주식회사
KUKDONG HOIST CO., LTD.

DESIGN	SCALE	SHT. NO.	ORDER NO.

DWG. NO.

192.168.11.51 / 2022-05-20 13:46:36

불법복제 및 배포금지

불법복제 및 배포금지

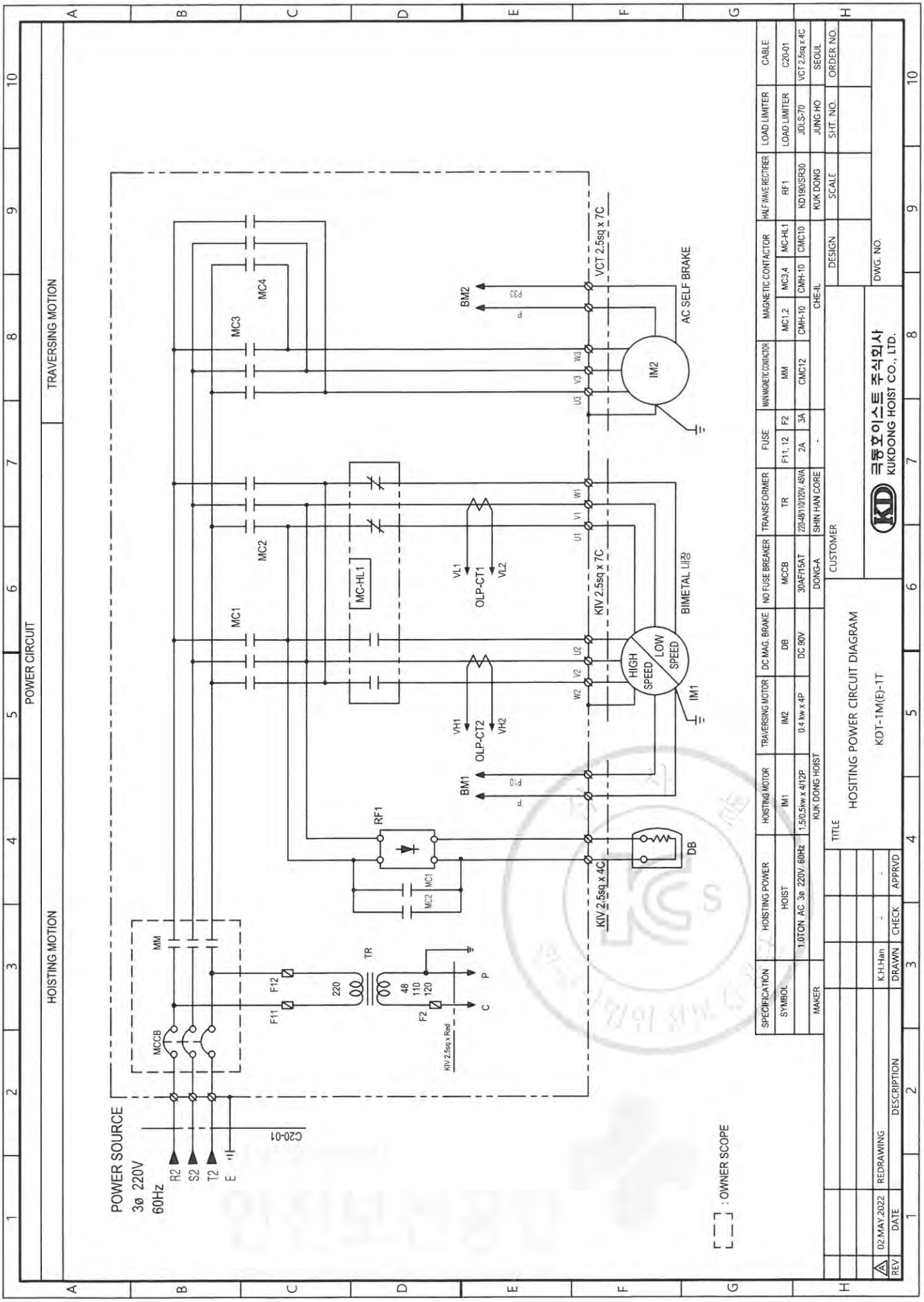

192.168.11.51 / 2022-05-20 13:46:36

불법복제 및 배포금지

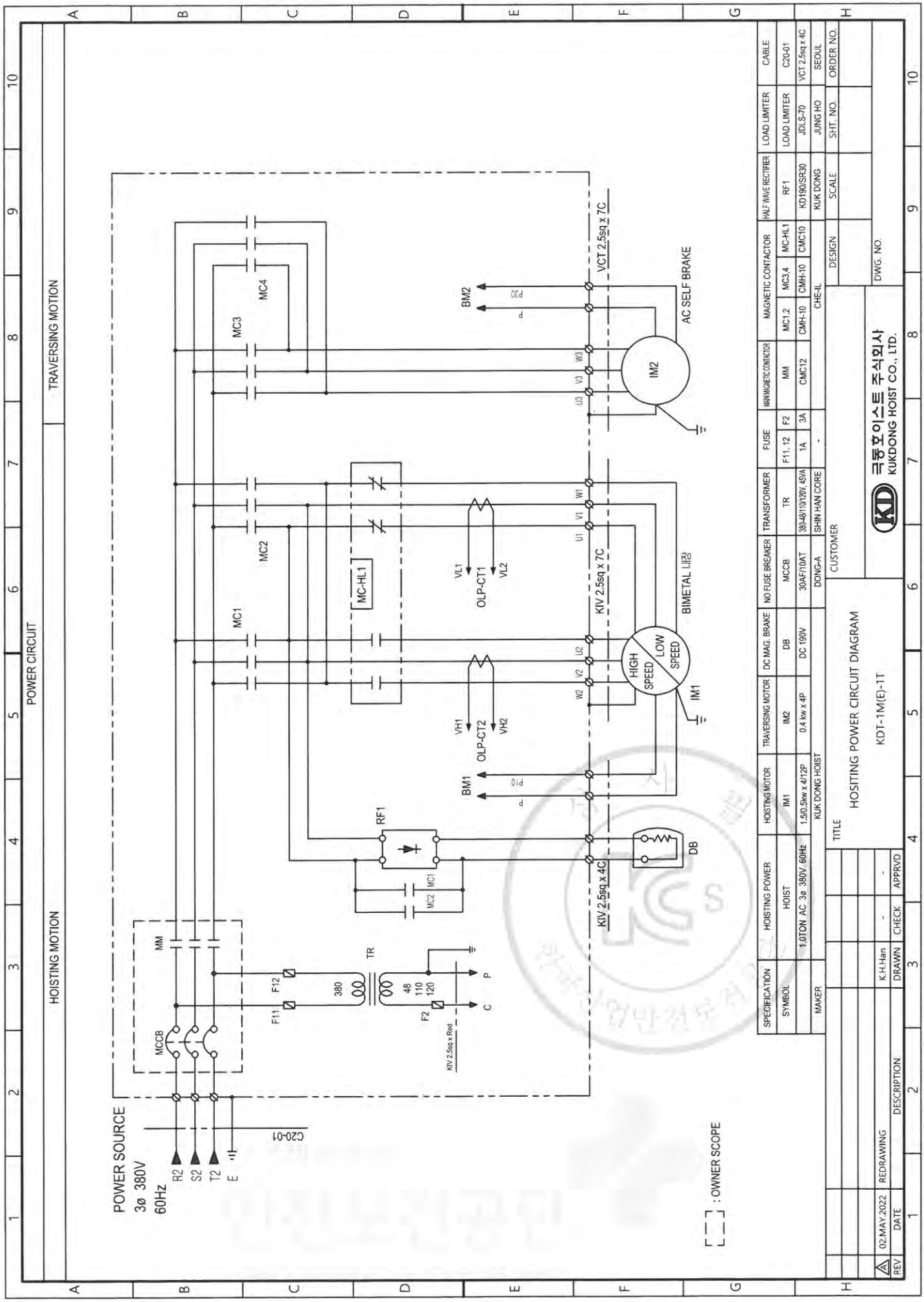

192.168.11.51 / 2022-05-20 13:46:36

불법복제 및 배포금지

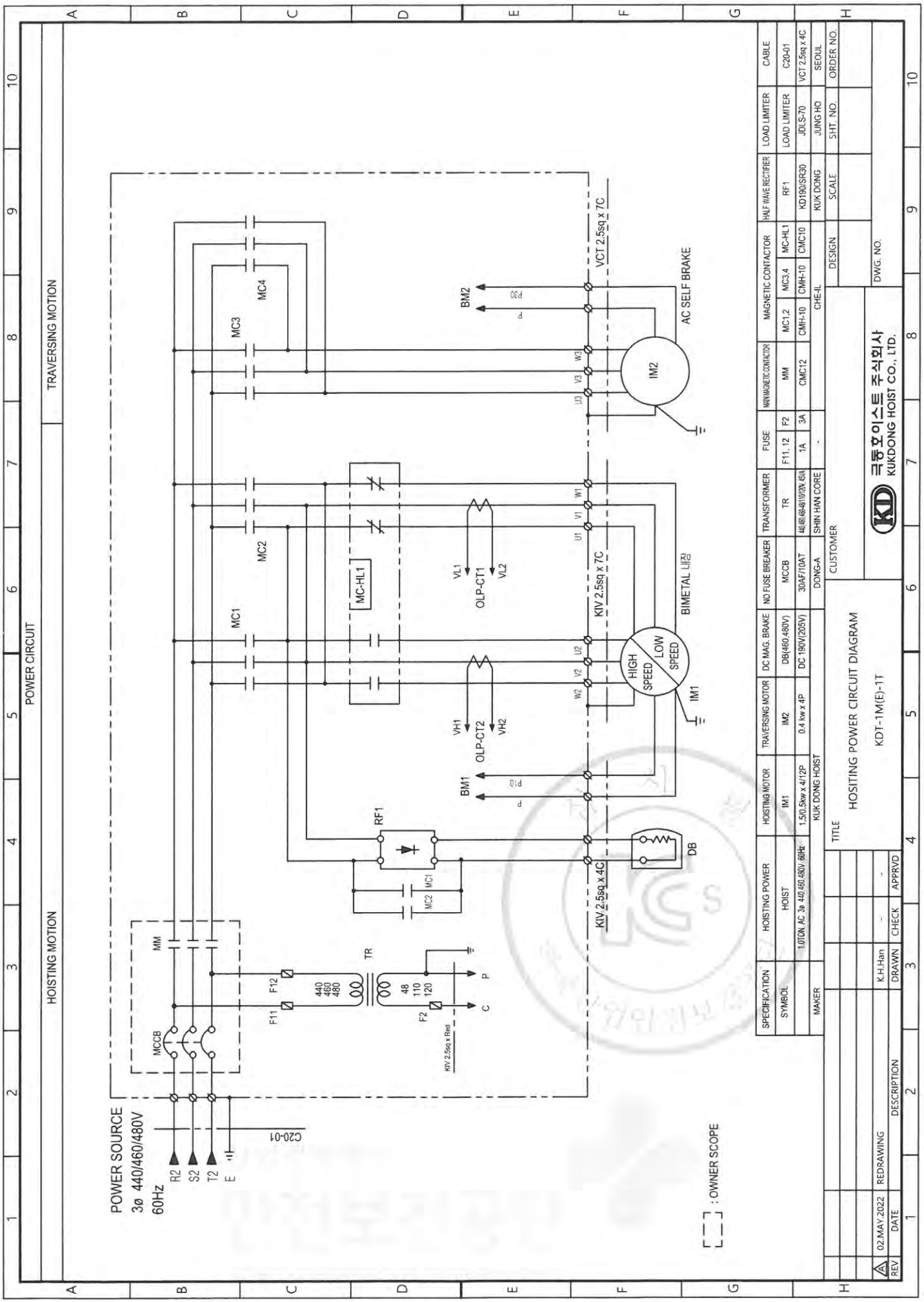

192.168.11.51 / 2022-05-20 13:46:36

불법복제 및 배포금지

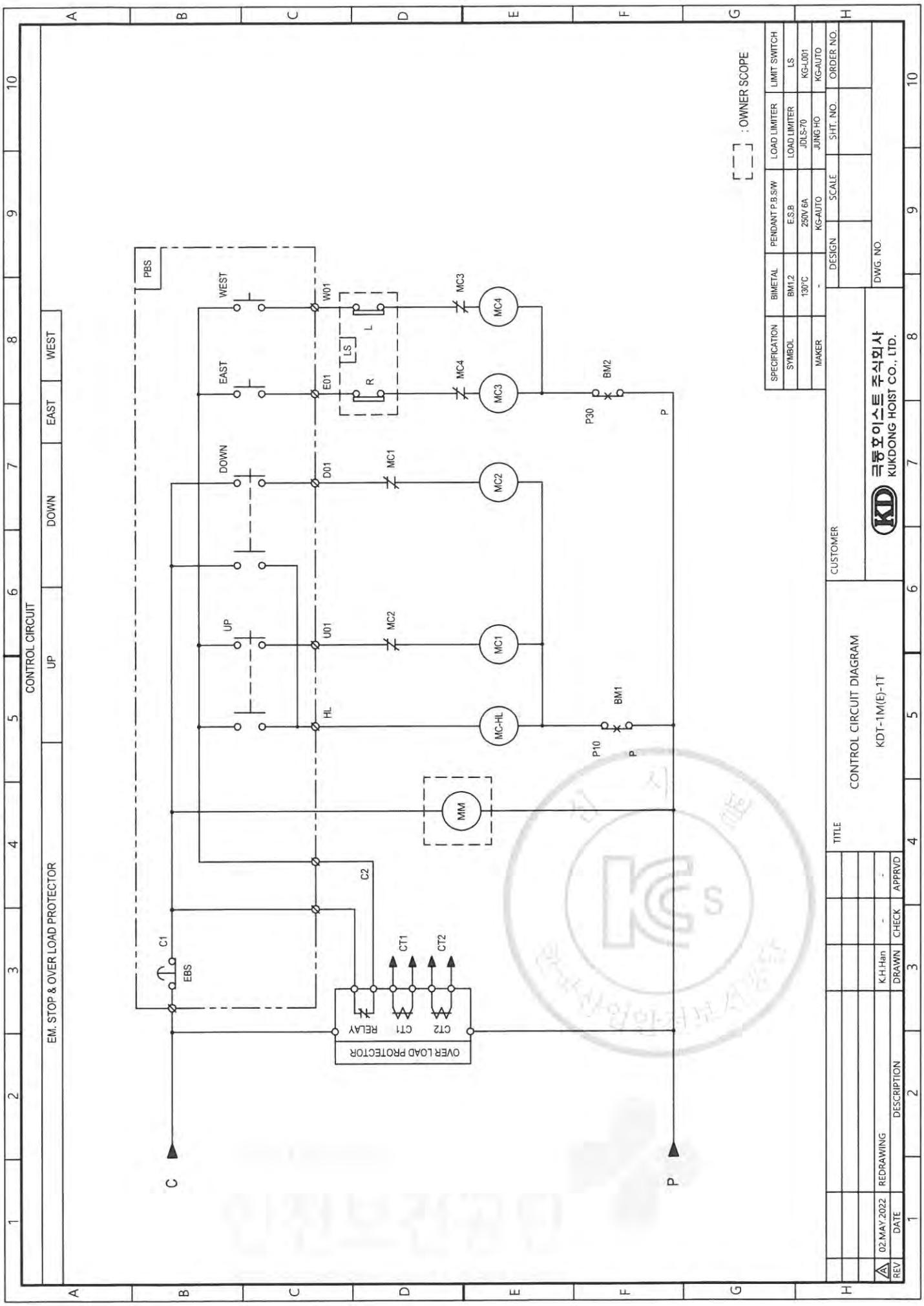

192.168.11.51 / 2022-05-20 13:46:36

불법복제 및 배포금지

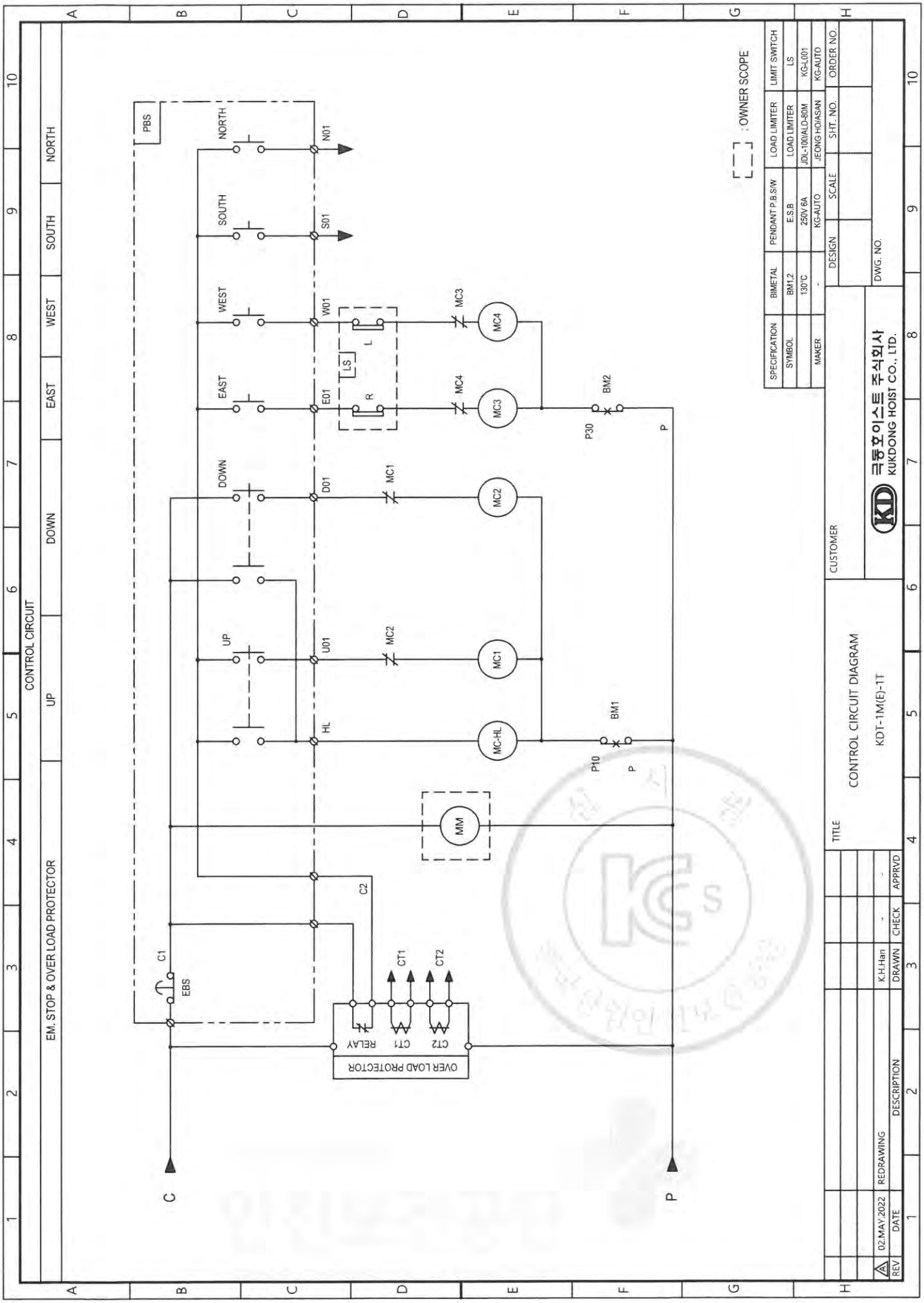

192.168.11.51 / 2022-05-20 13:46:36

192.168.11.51 / 2022-05-20 13:46:36

불법복제 및 배포금지

POWER CIRCUIT

HOISTING MOTION | TRAVERSING MOTION

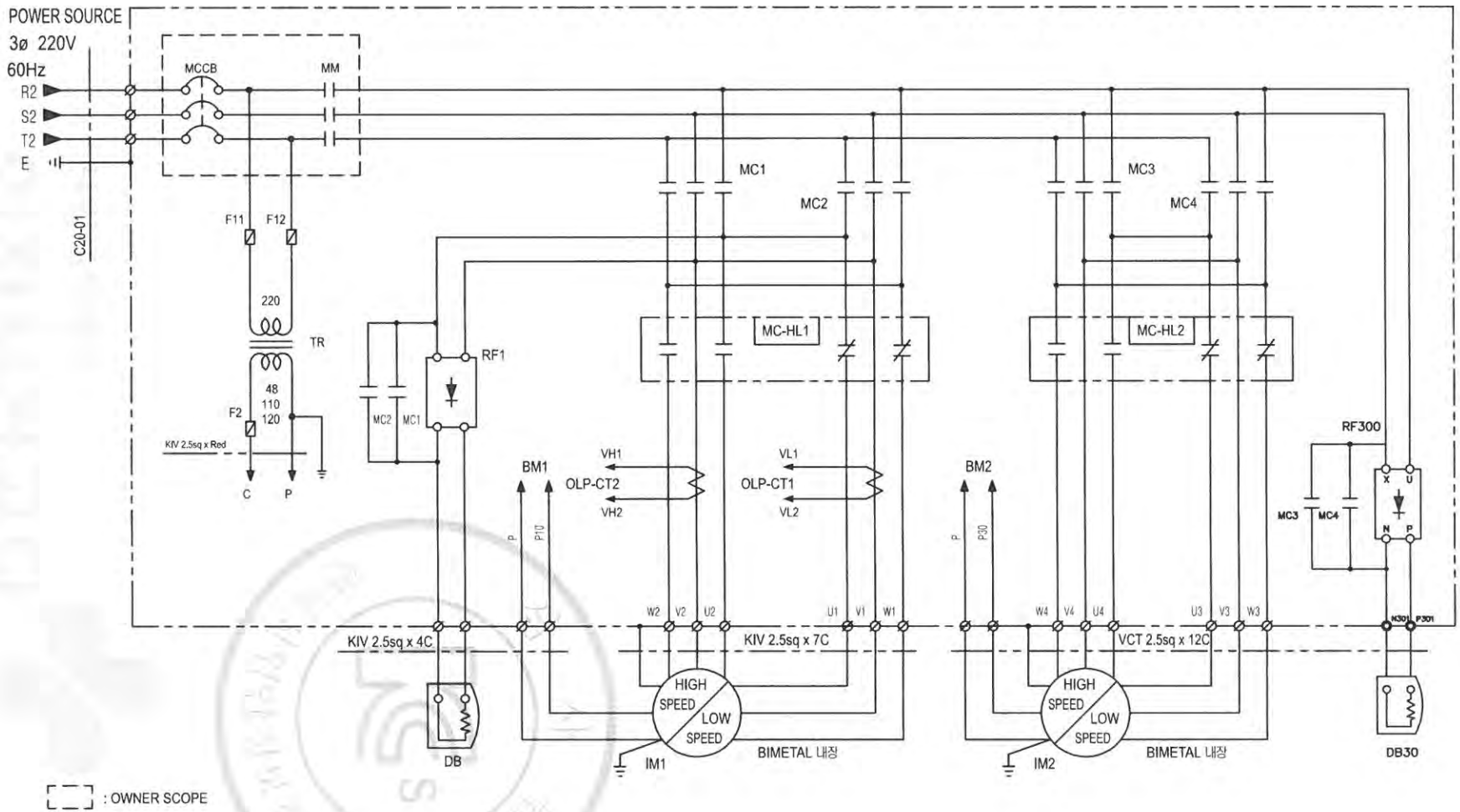

SPECIFICATION	HOISTING POWER	HOISTING MOTOR	TRAVERSING MOTOR	DC MAG. BRAKE	NO FUSE BREAKER	TRANSFORMER	FUSE		MAIN MAGNETIC CONTACTOR	MAGNETIC CONTACTOR			HALF WAVE RECTIFIER	LOAD LIMITER	CABLE
SYMBOL	HOIST	IM1	IM2	DB,DB30	MCCB	TR	F11, 12	F2	MM	MC1,2	MC3,4	MC-HL1,2	RF1, RF300	LOAD LIMITER	C20-01
	1.0TON AC 3ø 220V 60Hz	1.5/0.5kw x 4/12P	0.4/0.2kw x 4/8P	DC 90V	30AF/15AT	220-48/110/120V, 45VA	2A	3A	CMC12	CMH-10	CMH-10	CMC10	KD190/SR30	JDLS-70	VCT 2.5sq x 4C
MAKER	KUK DONG HOIST				DONG-A	SHIN HAN CORE	-		CHE-IL				KUK DONG	JUNG HO	SEOUL

REV	DATE	DESCRIPTION	DRAWN	CHECK	APPRVD
A	02.MAY.2022	REDRAWING	K.H.Han	-	-

TITLE
HOSITING POWER CIRCUIT DIAGRAM
KDT-1M(E)-1T

CUSTOMER

극동호이스트 주식회사
KUKDONG HOIST CO., LTD.

DESIGN	SCALE	SHT. NO.	ORDER NO.

DWG. NO.

불법복제 및 배포금지

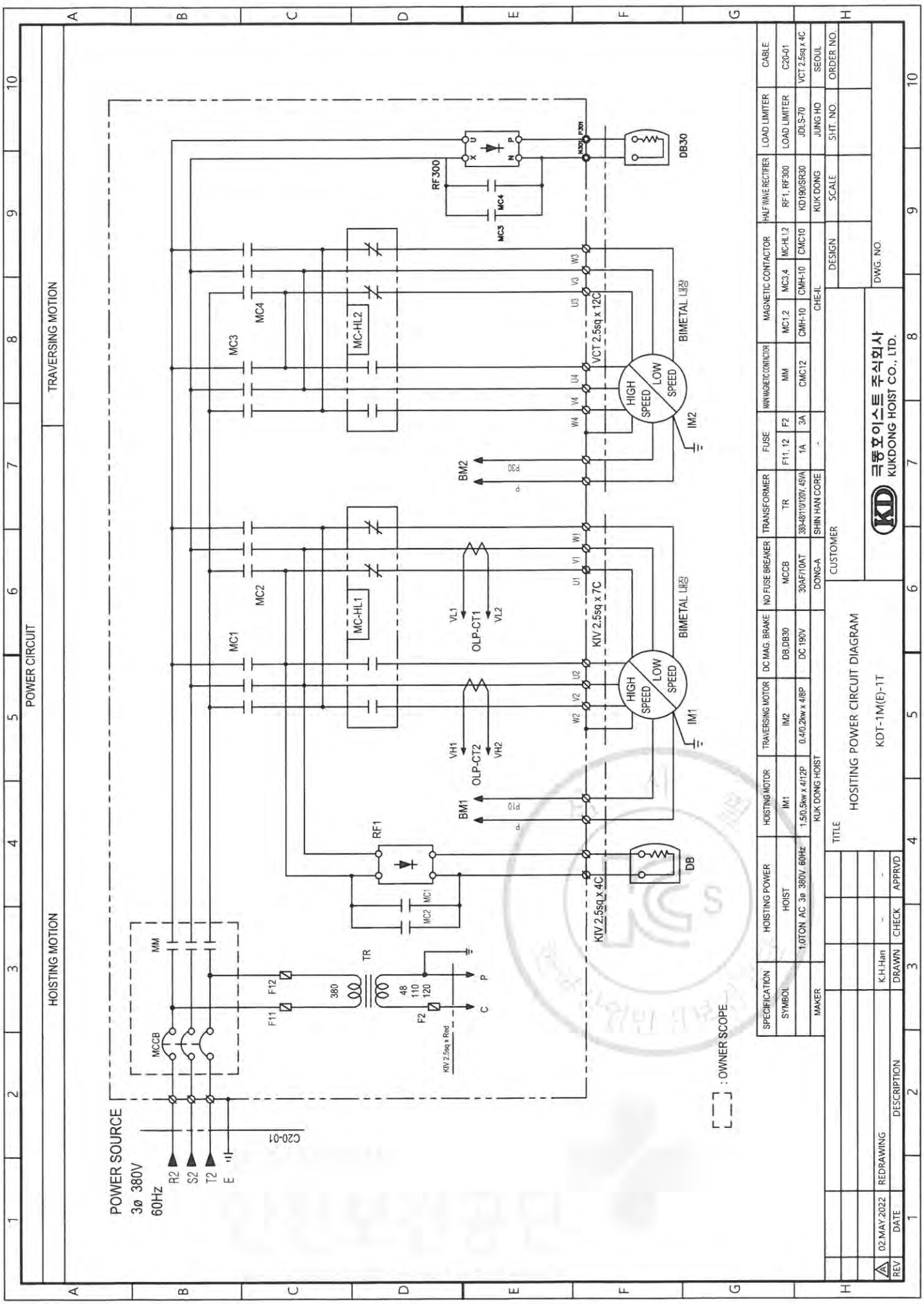

192.168.11.51 / 2022-05-20 13:46:36

불법복제 및 배포금지

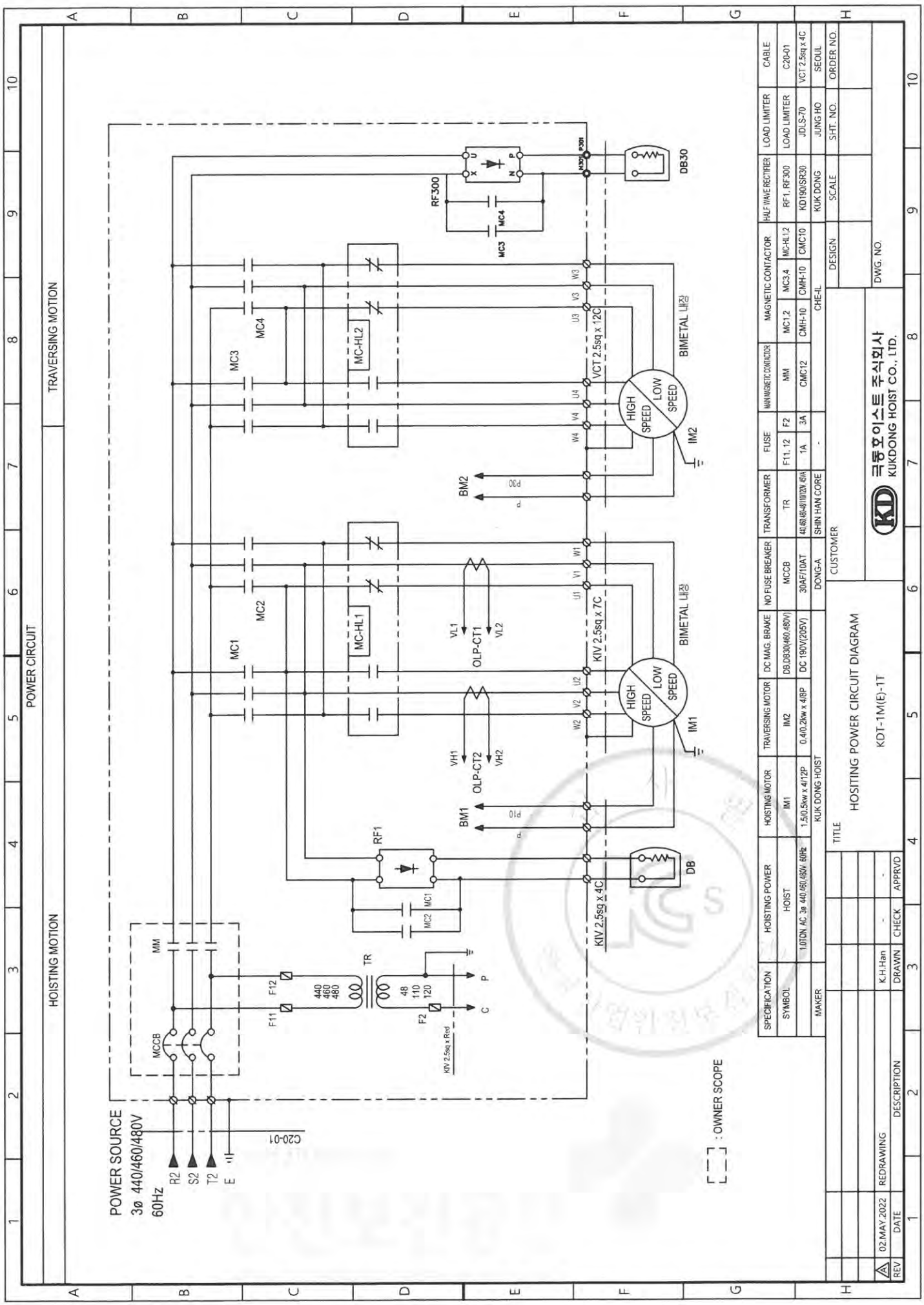

192.168.11.51 / 2022-05-20 13:46:36

불법복제 및 배포금지

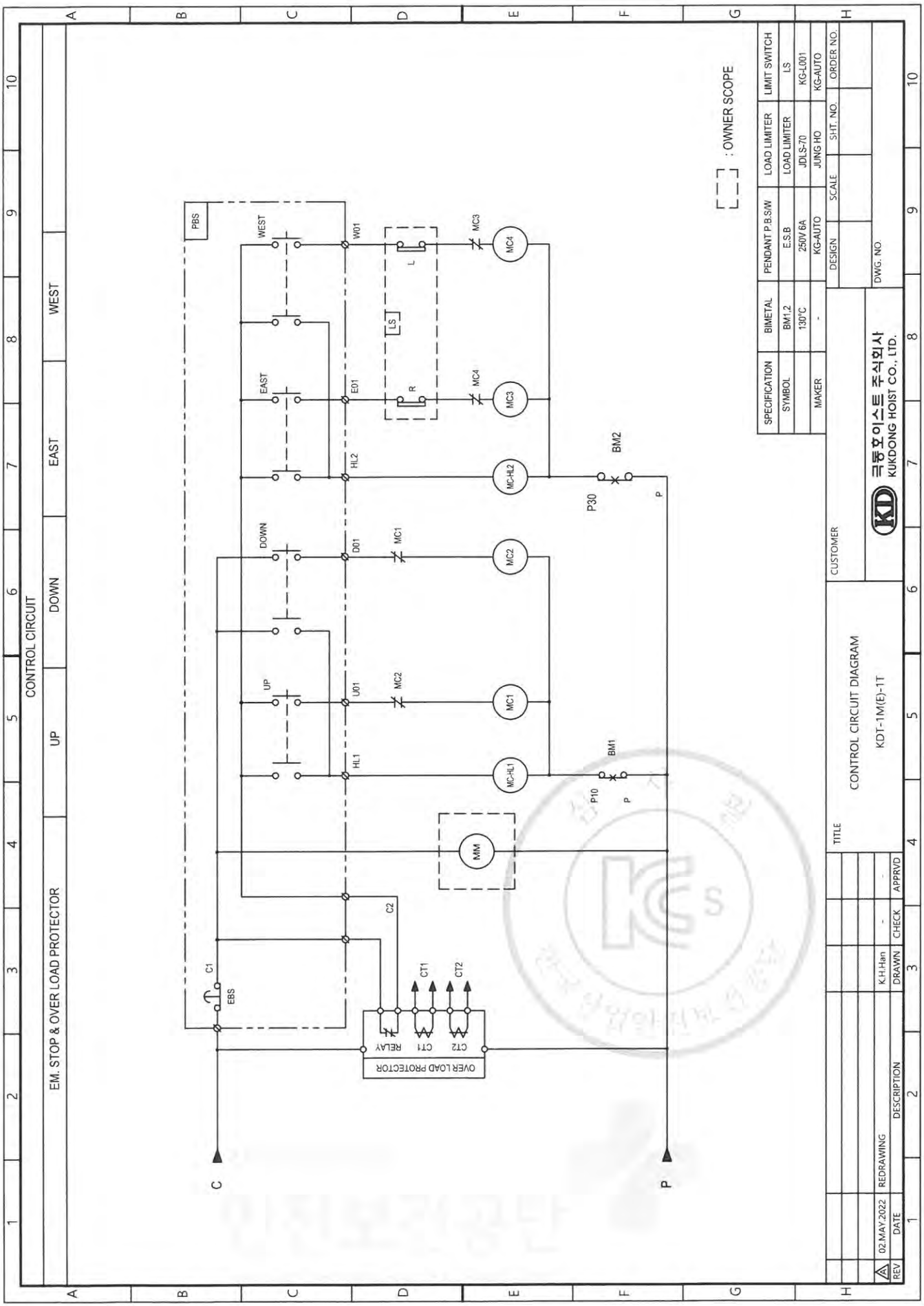

192.168.11.51 / 2022-05-20 13:46:36

불법복제 및 배포금지

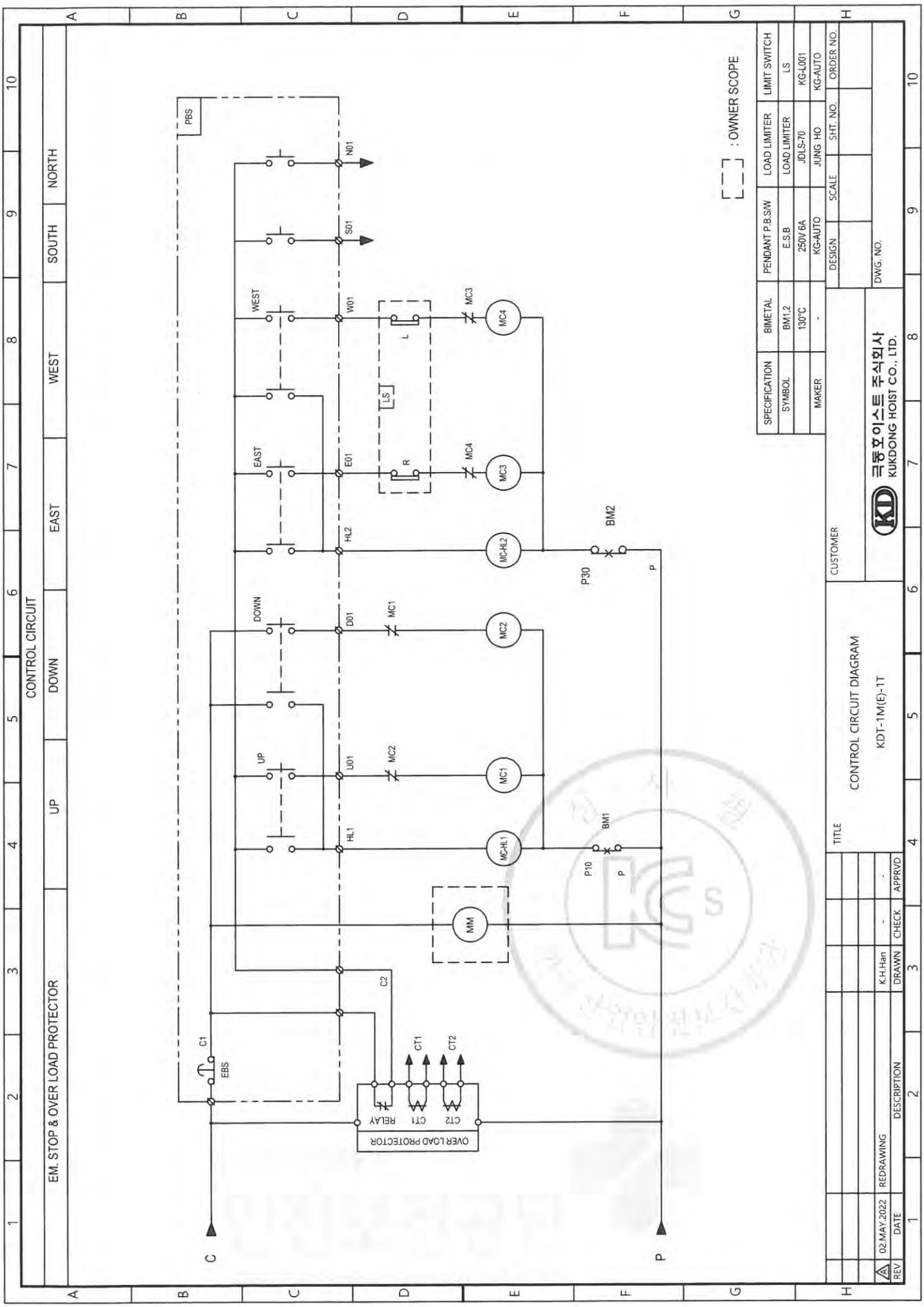

192.168.11.51 / 2022-05-20 13:46:36

불법복제 및 배포금지

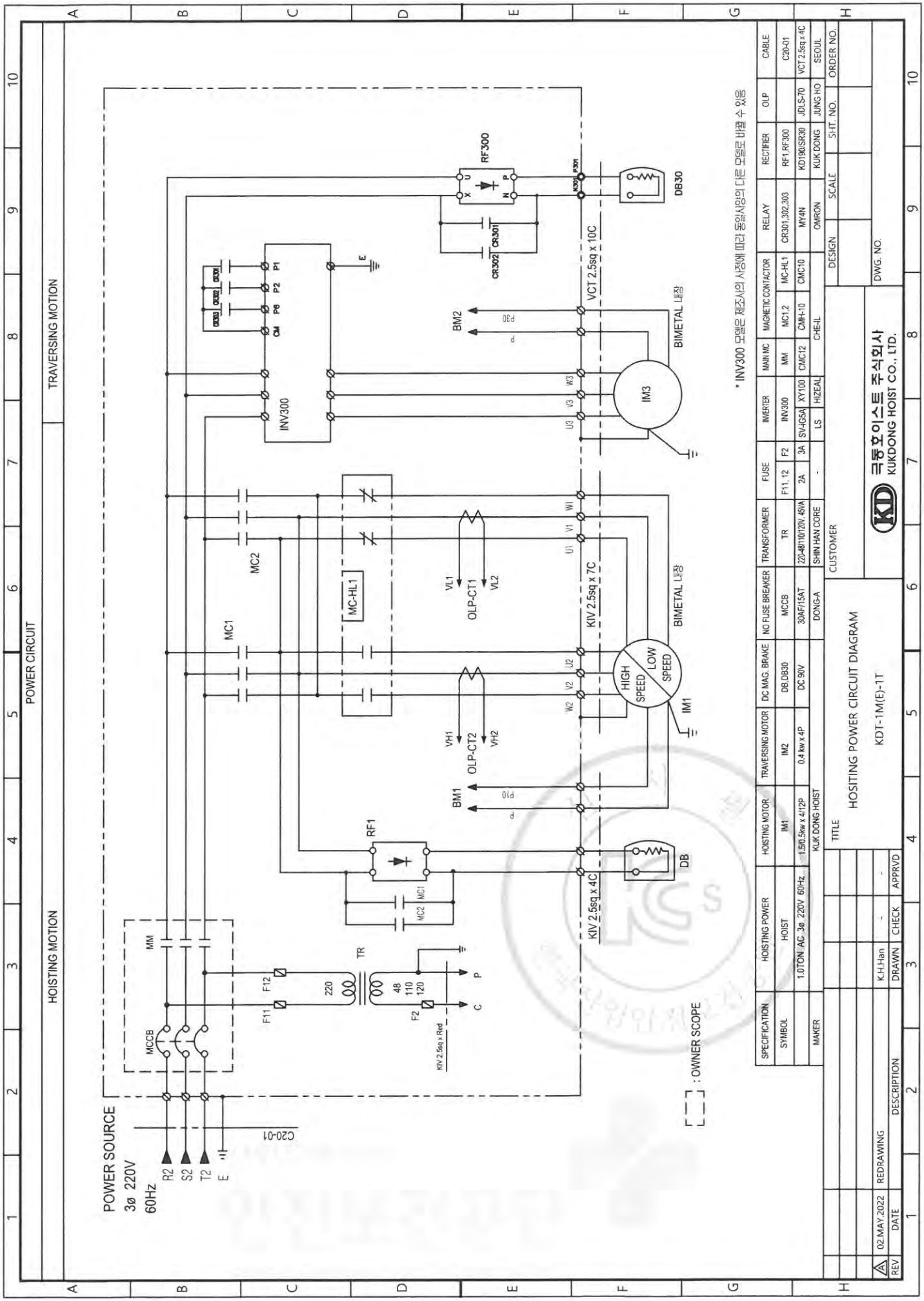

192.168.11.51 / 2022-05-20 13:46:36

불법복제 및 배포금지

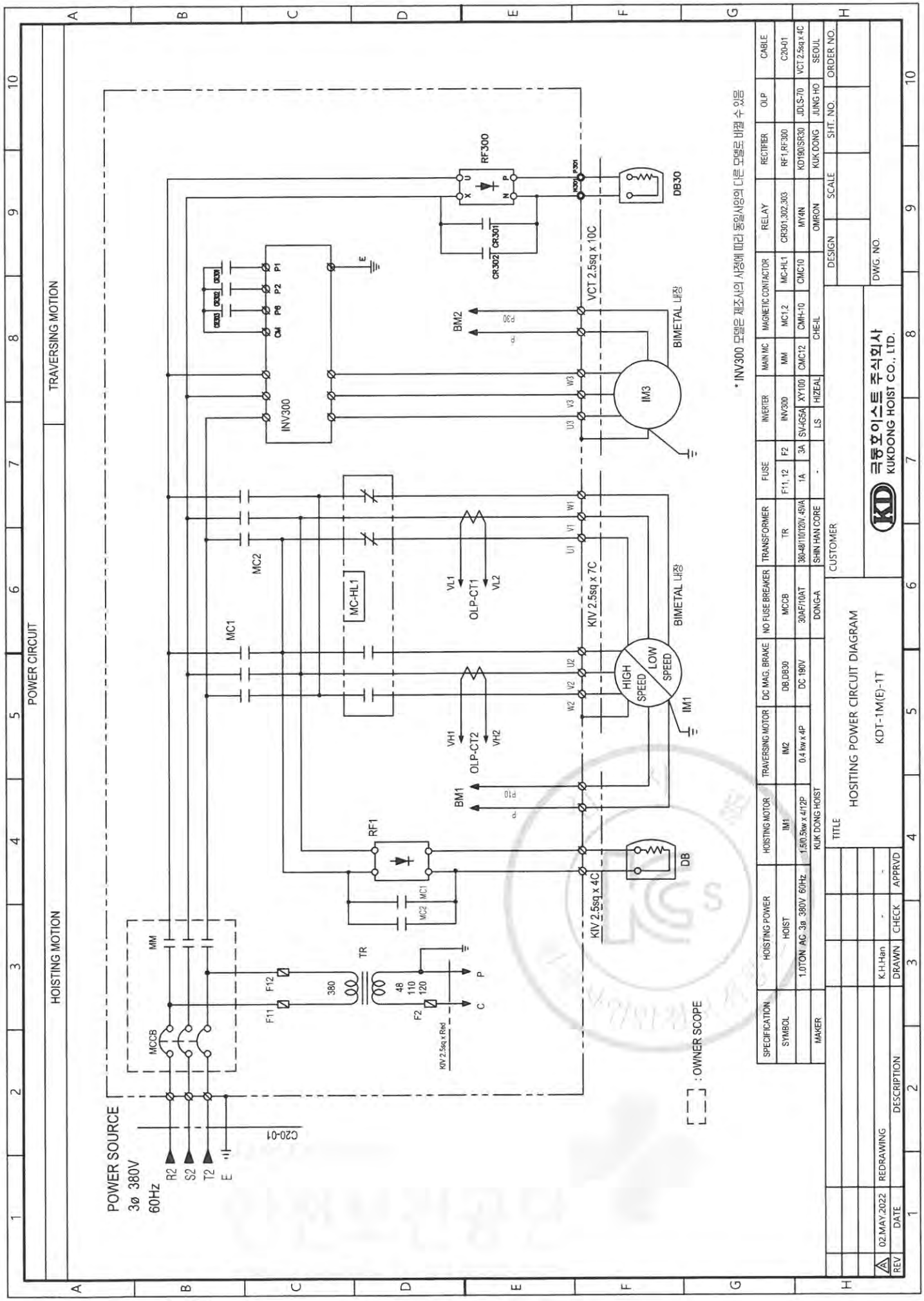

192.168.11.51 / 2022-05-20 13:46:36

불법복제 및 배포금지

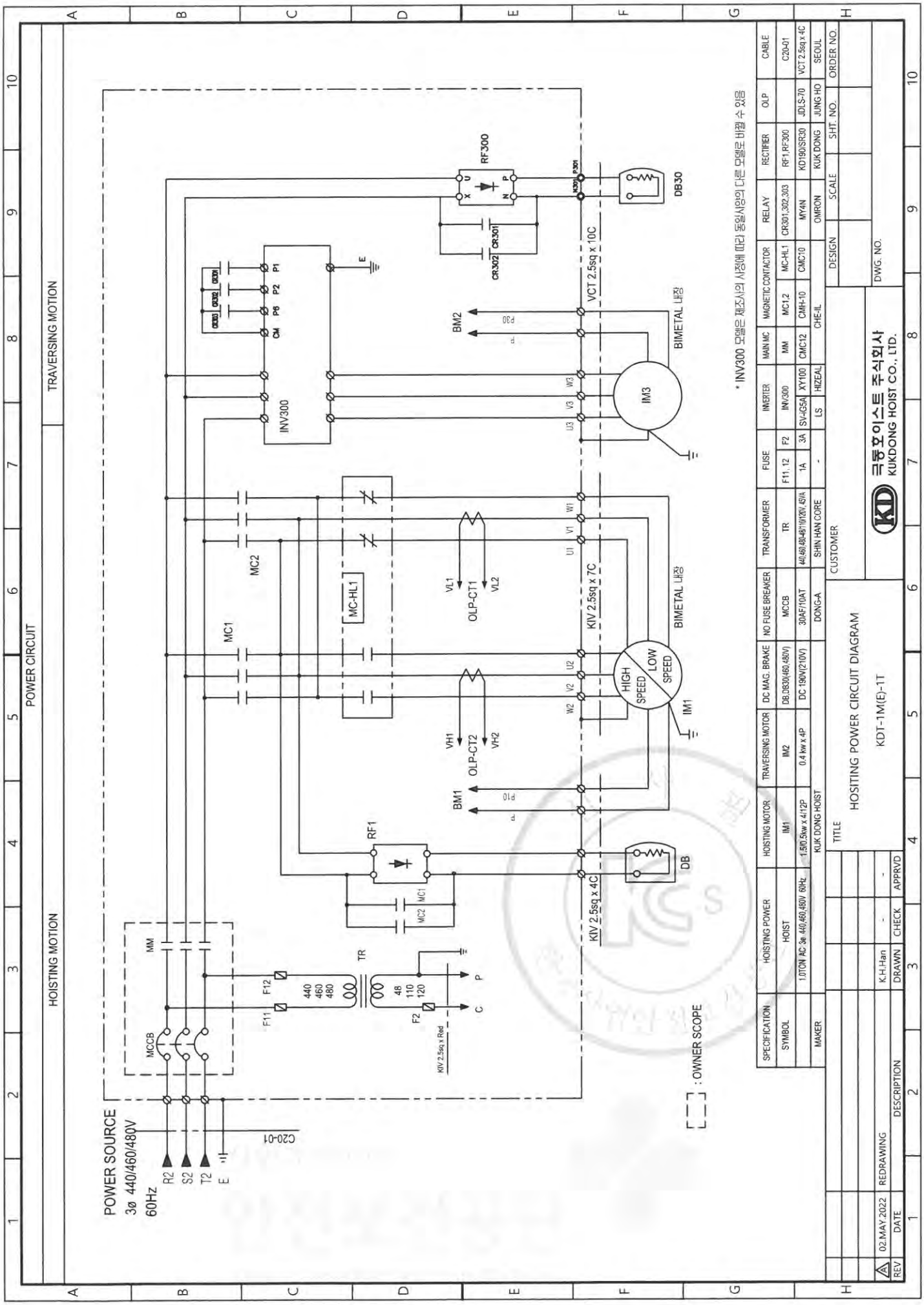

192.168.11.51 / 2022-05-20 13:46:36

불법복제 및 배포금지

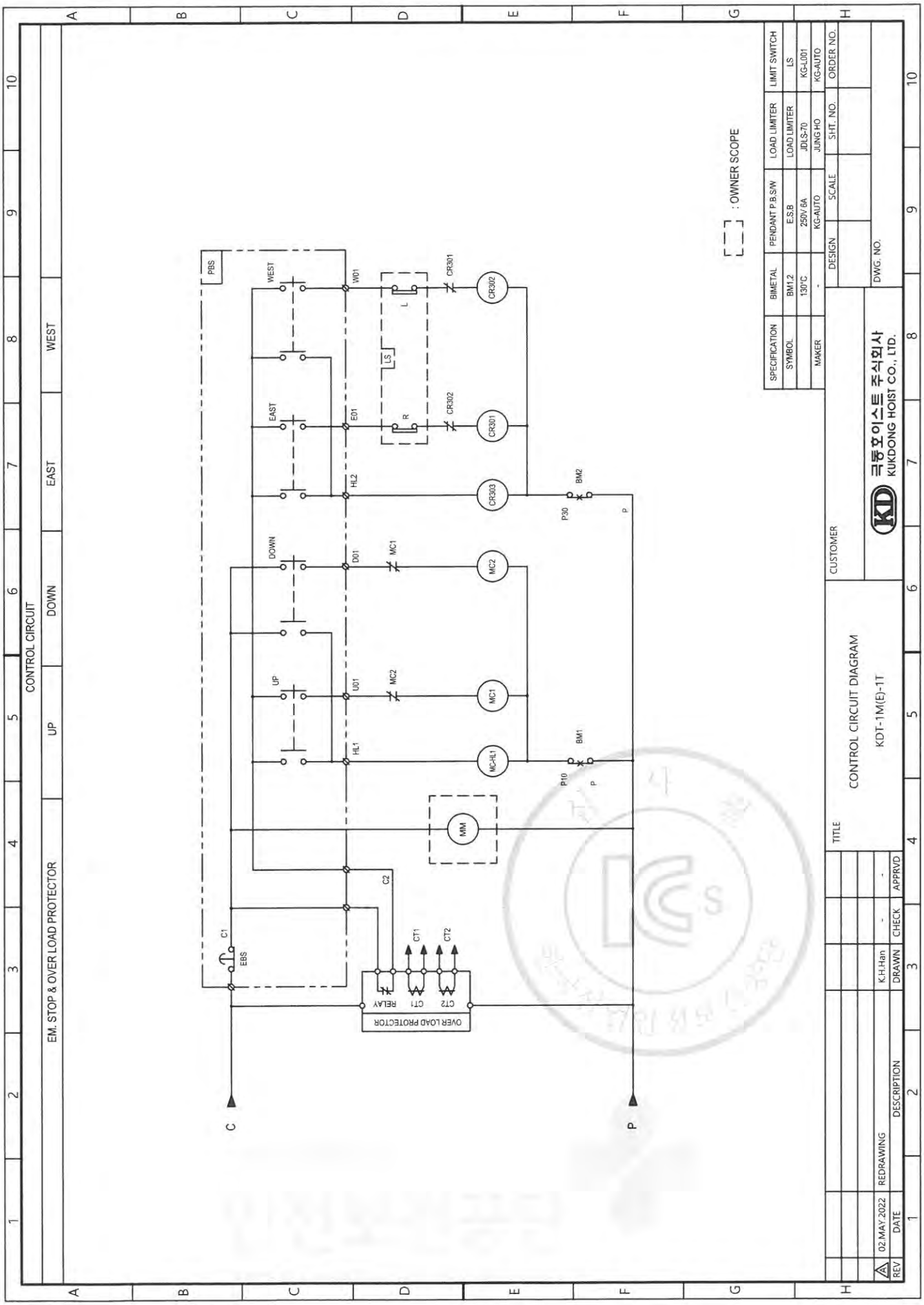

192.168.11.51 / 2022-05-20 13:46:36

불법복제 및 배포금지

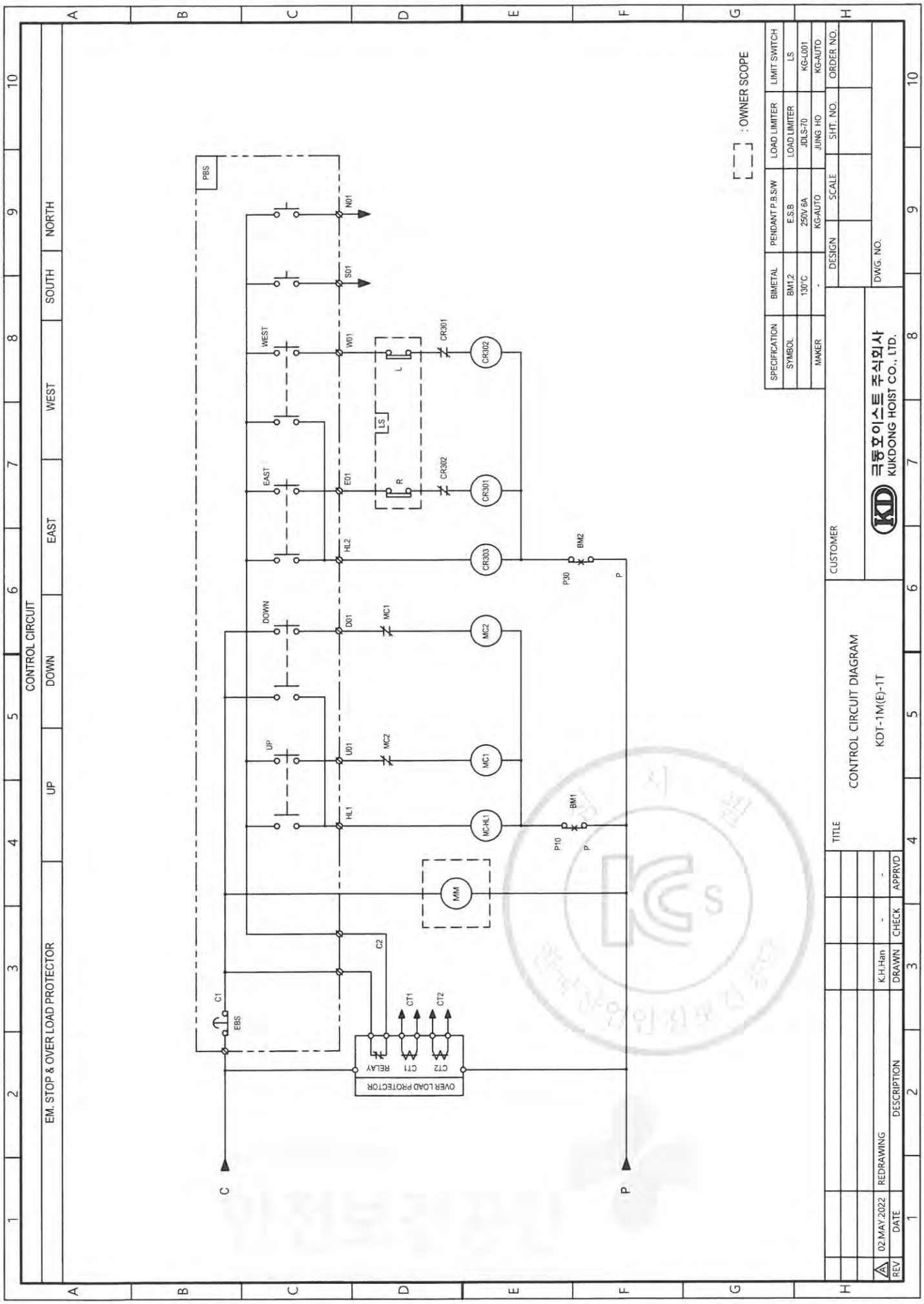

192.168.11.51 / 2022-05-20 13:46:36

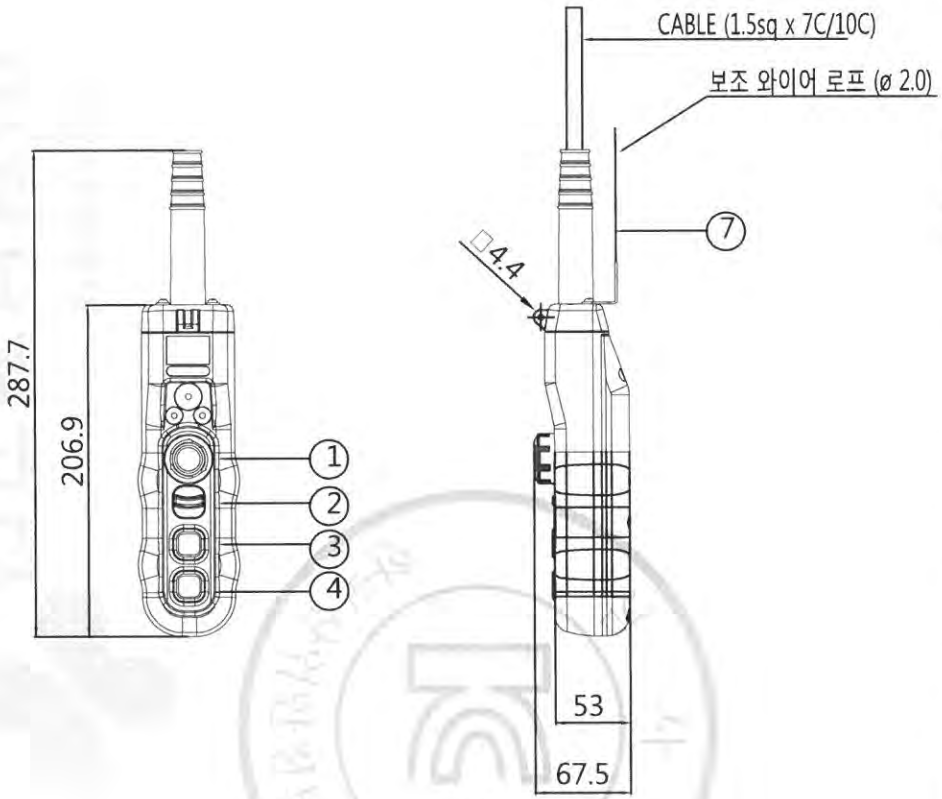

색상 \ 구분	조작버튼	표시등
적색	비상	비상
황색	비정상	비정상
녹색	정상	정상
청색	의무	의무
흰색,회색-흑색	지정된의미없음	기타

* MATERIAL : POLYCARBOBATE(PLASTIC)
* BODY COLOR : YELLOW, BLACK
* IP : 55 이상

NO	SYMBOL	TYPE	SPEC.	COLOR
1	E.B.S	PUSH LOCK TURN RESET TYPE	250VAC x 6A	RED
2	SPARE			BLACK
3	상	1PUSH BUTTON 1STEP (2STEP)		
4	하	1PUSH BUTTON 1STEP (2STEP)		
7	보조와이어	ø 2.0		

MK	DATE	REVISIONS	CHK.	APP.	CUSTOMER		DRAWING	DESIGN	CHECKED	APPROVED	SCALE	DATE
③												
②					DRAWING TITLE	PENDANT PUSH BUTTON SWITCH						
①						LAY OUT	KD KUK DONG HOIST CO., LTD.			DWG. NO		

불법복제 및 배포금지

192.168.11.51 / 2022-05-20 13:46:36

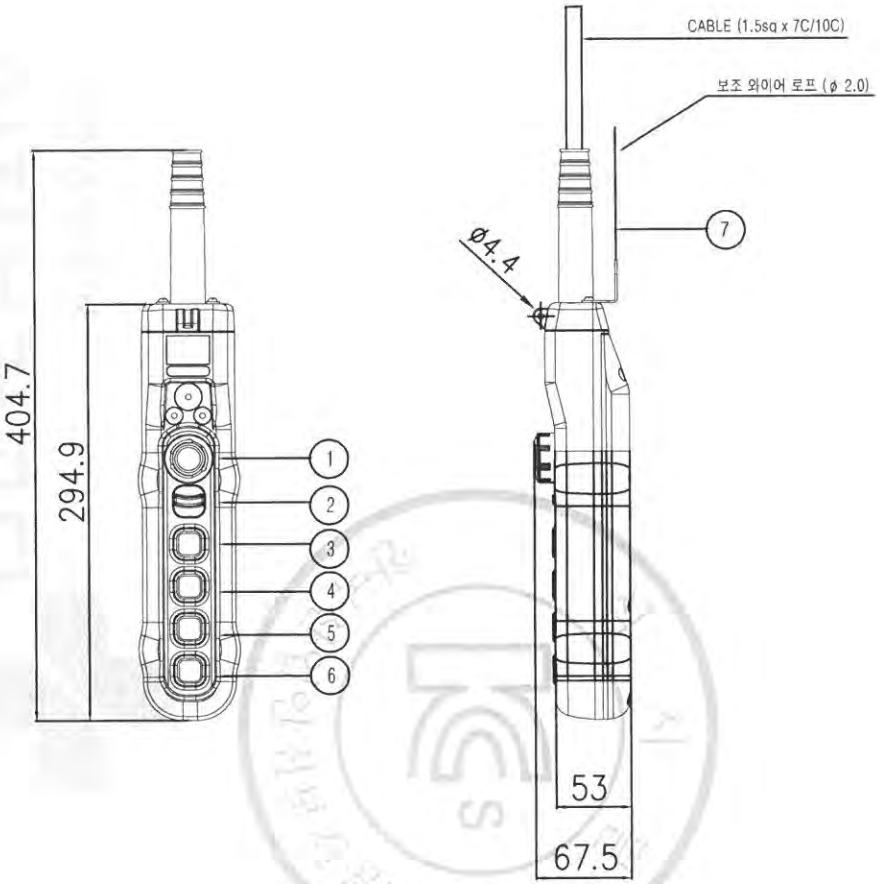

색상 \ 구분	조작버튼	표시등
적색	비상	비상
황색	비정상	비정상
녹색	정상	정상
청색	의무	의무
흰색,회색-흑색	지정된의미없음	기타

* MATERIAL : POLYCARBOBATE(PLASTIC)
* BODY COLOR : YELLOW, BLACK
* IP : 55 이상

NO	SYMBOL	TYPE	SPEC.	COLOR
1	E.B.S	PUSH LOCK TURN RESET TYPE	250VAC x 6A	RED
2	SPARE			BLACK
3	상	1PUSH BUTTON 1STEP (2STEP)		
4	하	1PUSH BUTTON 1STEP (2STEP)		
5	동(전)	1PUSH BUTTON 1STEP (2STEP)		
6	서(후)	1PUSH BUTTON 1STEP (2STEP)		
7	보조 와이어	ø 2.0		

MK	DATE	REVISIONS	CHK.	APP.	CUSTOMER		DRAWING	DESIGN	CHECKED	APPROVED	SCALE	DATE
3												
2					DRAWING TITLE	PENDANT PUSH BUTTON SWITCH						
1						LAY OUT	KD KUK DONG HOIST CO., LTD.			DWG. NO		

불법복제 및 배포금지

192.168.11.51 / 2022-05-20 13:46:36

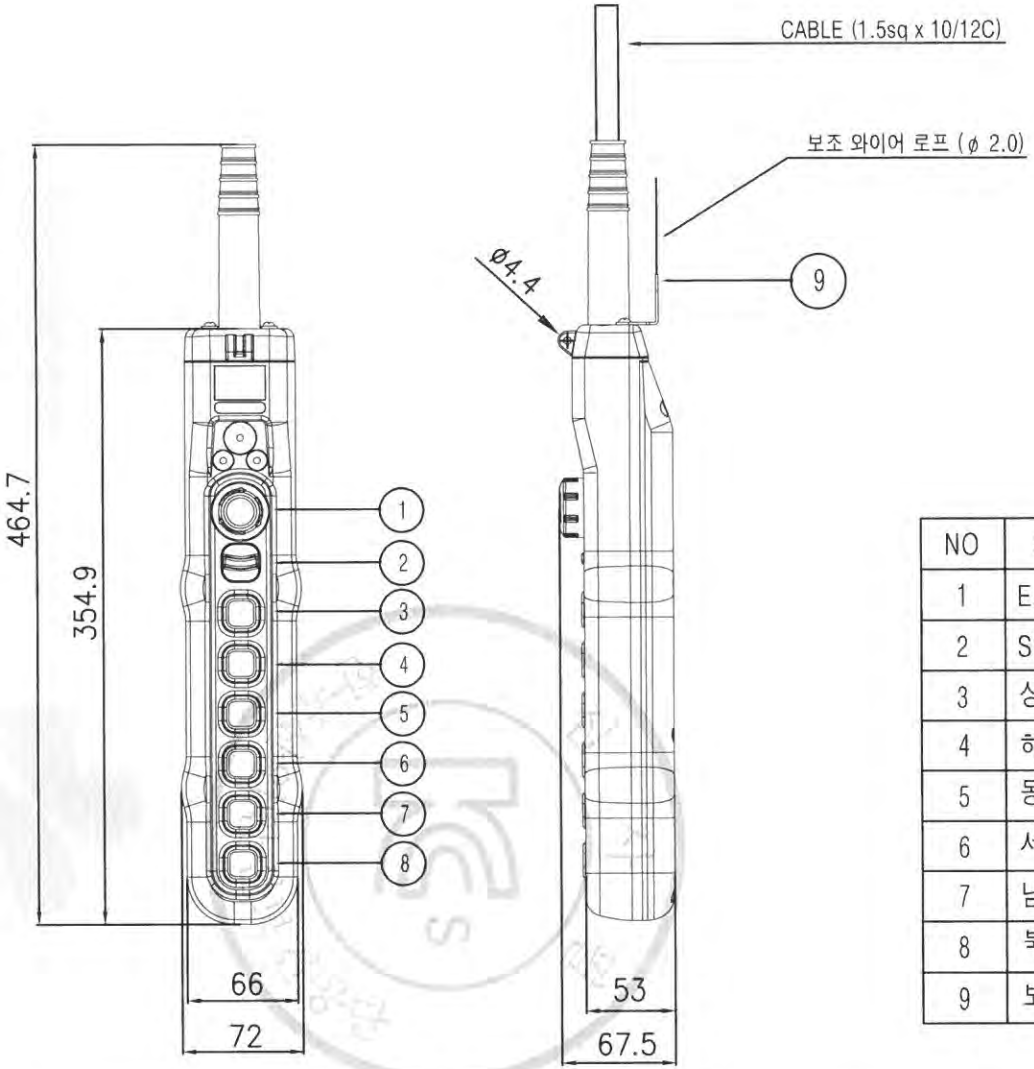

구분 / 색상	조작버튼	표시등
적색	비상	비상
황색	비정상	비정상
녹색	정상	정상
청색	의무	의무
흰색,회색-흑색	지정된의미없음	기타

* MATERIAL : POLYCARBOBATE(PLASTIC)
* BODY COLOR : YELLOW, BLACK
* IP : 55 이상

NO	SYMBOL	TYPE	SPEC.	COLOR
1	E.B.S	PUSH LOCK TURN RESET TYPE	250VAC x 6A	RED
2	SPARE			BLACK
3	상	1PUSH BUTTON 1STEP (2STEP)		
4	하	1PUSH BUTTON 1STEP (2STEP)		
5	동 (좌)	1PUSH BUTTON 1STEP (2STEP)		
6	서 (우)	1PUSH BUTTON 1STEP (2STEP)		
7	남 (전)	1PUSH BUTTON 1STEP		
8	북 (후)	1PUSH BUTTON 1STEP		
9	보조 WIRE	ø 2.0		

MK	DATE	REVISIONS	CHK.	APP.	CUSTOMER		DRAWING	DESIGN	CHECKED	APPROVED	SCALE	DATE
3												
2					DRAWING TITLE	PENDANT PUSH BUTTON SWITCH						
1						LAY OUT	KD KUK DONG HOIST CO., LTD.			DWG. NO		

불법복제 및 배포금지

192.168.11.51 / 2022-05-20 13:46:36

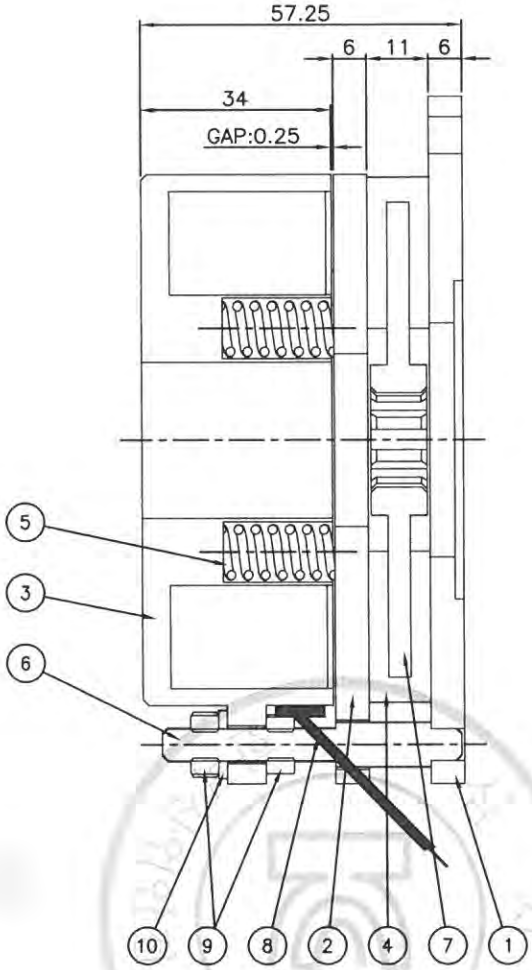

SECTION A-A'

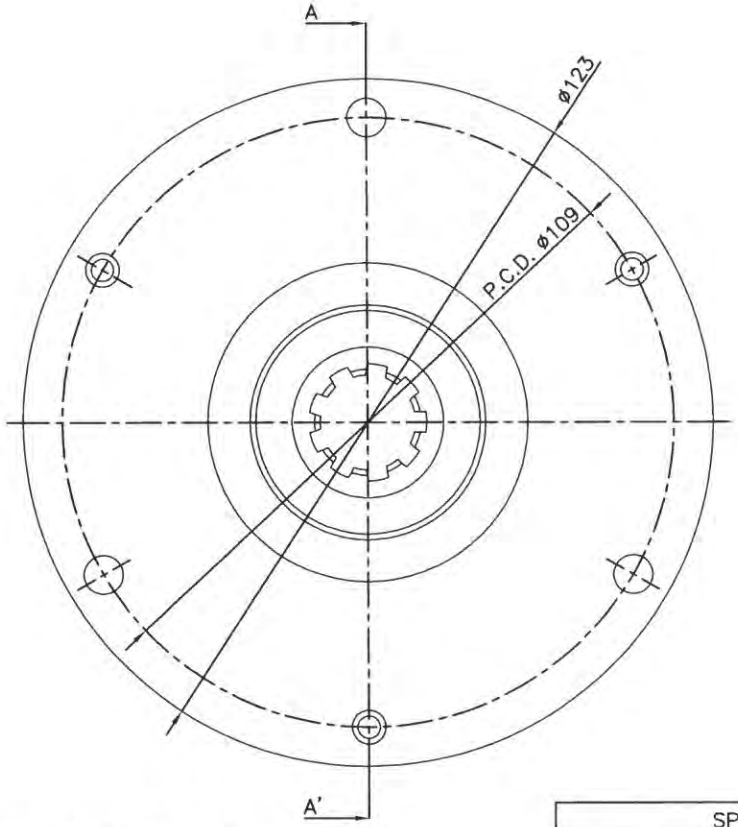

* STAY BOLT 진직도에 유의할 것.

* 최대 GAP(COIL이 ARMATURE를 흡인하였을 때 원활하게 작동할 수 있는 GAP)이 1.0mm 이상일 것.

SPECIFICATION	
TORQUE	1.5kgf-m 이상
VOLTAGE	DC 90/190V
INSULATION CLASS	F종

NO	DESCRIPTION	MATERIAL	Q'TY	SIZE	REMARK	NO	DESCRIPTION	MATERIAL	Q'TY	SIZE	REMARK
1	FLANGE	SS41	1	ø123x6	KD-1	6	STAY BOLT	S45C	3	ø8x54	KD-1
2	ARMATURE	SS41	1	ø123x6	KD-1	7	LINING PLATE	SS41	1	ø85x10t	KD-1
3	COIL	SS41 외	1	ø123x34	KD-1	8	LEAD WIRE	TAPRON	1		KD-1
4	LINING	Non-ASBESTOS	1	ø94x11	KD-1	9	Hex. NUT	PUR.	6	M6	KD-1
5	SPRING	SUP3	4		KD-1	10	SPRING WASHER	PUR.	3	M6	KD-1

No.	DATE	REVISION RECORD	DWG.	CHK.	APP.
1	07.02.05	Re-Drawing	J.E.Lee		J.E.Lee
0	05.05.24	FIRST ISSUE	H.S.Kim		H.S.Kim

Scale	N/S	Pro-jection	3rd ANGLES	Mass	Kg
OWNER					
Title	ELECTRIC CHAIN HOIST DC BRAKE ASS'Y KD-1 DC Brake				
KD 국동호이스트 주식회사 KUK DONG HOIST CO., LTD.	DWG No.	KDDB-DB100			

불법복제 및 배포금지

192.168.11.51 / 2022-05-20 13:46:36

NO	DESCRIPTION	MATERIAL	Q'TY	SIZE	REMARK
1	LINING PLATE	SS41	1	ø85x10t	KD-1
2	LINING	Non-ASBESTOS	1	ø94x11t	KD-1

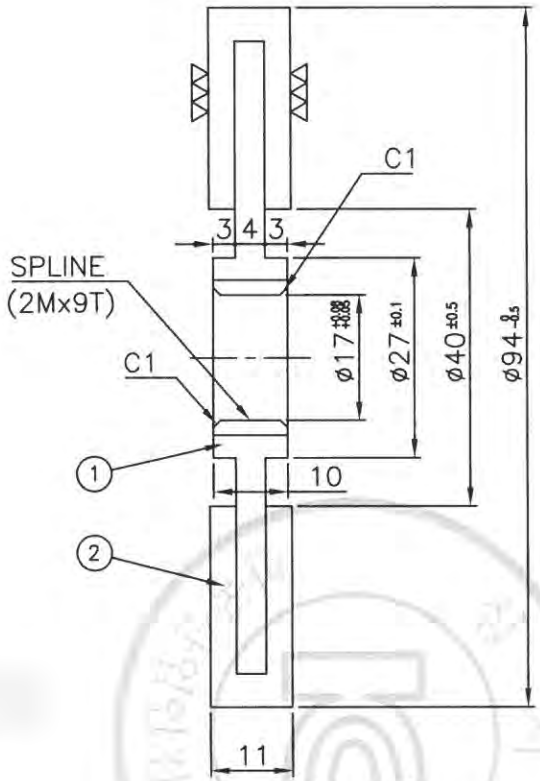

SECTION A-A'

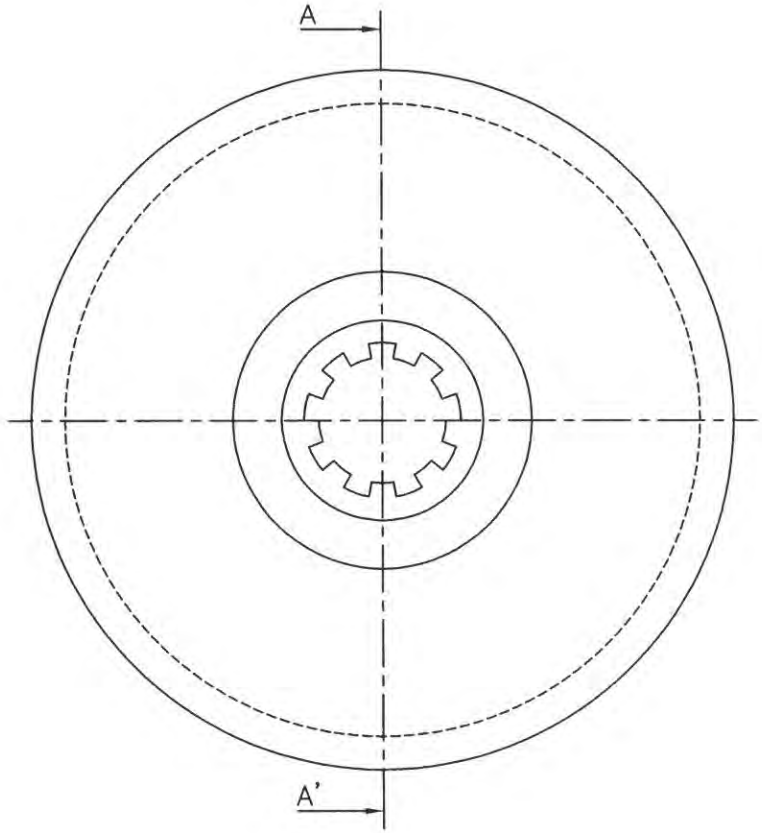

별식 기준 치수의 보통 허용차(mm) KS B 0412 (JIS B 0405)			
치수 구분 (초과~이하)	정밀급 (12급)	중급 (14급)	조급 (16급)
0.5 ~ 3	±0.05	±0.1	-
3 ~ 6	±0.05	±0.1	±0.2
6 ~ 30	±0.1	±0.2	±0.5
30 ~ 120	±0.15	±0.3	±0.8
120 ~ 315	±0.2	±0.5	±1.2
315 ~1000	±0.3	±0.8	±2
1000~2000	±0.5	±1.2	±3

No.	DATE	REVISION RECORD	DWG.	CHK.	APP.
1	07.02.05	Re-Drawing	J.E.Lee		J.E.Lee
0	05.05.24	FIRST ISSUE	H.S.Kim		H.S.Kim

Scale	N/S	Pro-jection	3rd ANGLES	Mass	Kg	Title: ELECTRIC CHAIN HOIST
OWNER						LINING ASS'Y
						KD-1 DC Brake
KD 국동호이스트 주식회사 KUK DONG HOIST CO., LTD.						DWG No. KDDB-DB104

불법복제 및 배포금지

192.168.11.51 / 2022-05-20 13:46:36

NO	DESCRIPTION	MATERIAL	Q'TY	SIZE	REMARK
1	SPRING	SUP3	4		KD-1

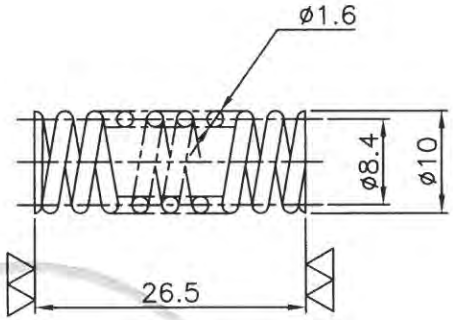

선경	ø1.6
PCD	ø8.4
총권수	9
유효권수	7
자유장	26.5
변위량 (압축거리)	6.75
수량	4

절삭 가공 치수의 보통 허용차(mm) KS B 0412 (JIS B 0405)			
치수 구분 (초과~이하)	정밀급 (12급)	중급 (14급)	조급 (16급)
0.5 ~ 3	±0.05	±0.1	-
3 ~ 6	±0.05	±0.1	±0.2
6 ~ 30	±0.1	±0.2	±0.5
30 ~ 120	±0.15	±0.3	±0.8
120 ~ 315	±0.2	±0.5	±1.2
315 ~1000	±0.3	±0.8	±2
1000~2000	±0.5	±1.2	±3

No.	DATE	REVISION RECORD	DWG.	CHK.	APP.
1	07.02.05	Re-Drawing	J.E.Lee		J.E.Lee
0	05.05.24	FIRST ISSUE	H.S.Kim		H.S.Kim

Scale N/S | Pro-jection 3rd ANGLES | Mass Kg

OWNER

국동호이스트 주식회사
KUK DONG HOIST CO., LTD.

Title: ELECTRIC CHAIN HOIST
SPRING
KD-1 DC Brake

DWG No. KDDB-DB105

불법복제 및 배포금지

192.168.11.51 / 2022-05-20 13:46:36

불법복제 및 배포금지

I-BEAM 지지거리

192.168.11.51 / 2022-05-20 13:46:36

불법복제 및 배포금지

I-BEAM 최대지지거리

☞ 최대지지거리 판정결과

I-BEAM 규격	최대 지지거리 (cm)	처짐량 판정1 > 800	처짐량 판정2 >1000	굽힘응력(kg/㎠) < 1159
150× 75×t5.5/9.5	260	1007	1030.6	1047
150×125×t8.5/14	380	966.6	1036.8	685.6
180×100×t6/10	370	992	1037.7	931.3
200×100×t7/10	420	989.4	1046.4	982.8
250×125×t7.5/12.5	660	892.5	1011.5	982.4
250×125×t10/19	780	832.1	1022	859.1

☞ 기본 조건

정격하중 (Kg)	양정 (m)	권상속도 (m/min)	호이스트		작업계수	풍력계수
			자중 (Kg)	풍압면적 (㎡)		
1000	70	8	185	0.38	1.08	1.2

*첨부 강도계산서 참조

192.168.11.51 / 2022-05-20 13:46:36

불법복제 및 배포금지

[I-BEAM 최대 지지거리 강도계산서]

1. 굽힘 MOMENT 계산

1-1. 수직하중에 의한 굽힘 MOMENT

빔 자중에 의한 MOMENT : $Ms = \dfrac{\phi \times \text{BEAM자중(등분포하중)} \times \text{지지거리}}{8}$ (kg · cm)

※ 작업계수(ϕ) = 1.08

※ BEAM 자중 (kg) = BEAM 단위중량(kg/cm) x 지지거리(cm)

이동하중에 의한 MOMENT : $Md = \dfrac{\phi \times \Psi \times \text{이동하중} \times \text{지지거리}}{4}$ (kg · cm)

※ 이동하중 (kg) = 정격하중 + 호이스트 자중
= 1000 + 185 = 1185 (kg)

※ 충격계수(Ψ) = 1 + 0.6V (단, Ψ <1.1 이면 Ψ = 1.1, Ψ > 1.6 이면 Ψ = 1.6 으로 한다.
= 1 + (0.6 x 0.133) = 1.0798 -----> 1.1

※ 권상속도(V) = $\dfrac{8}{60}$ (m/min) = 0.133 (m/sec)

수직하중에 의한 굽힘 MOMENT : ΣMv = Ms + Md

1-2. 풍하중에 의한 굽힘 MOMENT

풍하중에 의한 MOMENT : $Mw = \dfrac{\text{풍하중(W)} \times \text{지지거리}}{2}$

※풍하중 (W) = 속도압(q) x 풍력계수 x 풍압을 받는 면적 (A) (kg)

※속도압(q) : = 8.5 x $\sqrt[4]{h}$ = 24.6 (h= 양정: 70)

※풍력계수(C) = 1.2 (크레인 제작기준 참조)

※풍압을 받는 면적 (A) = I-BEAM의 풍압면적 + HOIST의 풍압면적 (㎡)

※HOIST의 풍압 면적 ≒ 0.38 (㎡)

2. 굽힘 응력 계산

2-1. 수직하중에 의한 굽힘 응력

$\sigma v = \dfrac{\text{수직하중에 의한 굽힘MOMENT : } \Sigma Mv}{\text{단면 계수 : } Zx}$ (kg/㎠)

2-2. 풍하중에 의한 굽힘 응력

$\sigma w = \dfrac{\text{풍하중에 의한 굽힘 MOMENT : } Mw}{\text{단면계수 : } Zy}$ (kg/㎠)

2-3. 수직하중 및 풍하중에 의한 굽힘 응력

$\Sigma \sigma = \sigma v + \sigma w$

192.168.11.51 / 2022-05-20 13:46:36

표1. I-BEAM 최대지지거리에 따른 굽힘응력 계산 결과

I-BEAM 규격	최대지지거리(cm)	I-BEAM		단면계수		Ms	Md	ΣMv	I-BEAM 풍압면적 (㎡)	W (kg)	Mw (kg · cm)	σv (kg/㎠)	σw (kg/㎠)
		단위중량 (kg/cm)	자중 (kg)	Zx (㎤)	Zy (㎤)	(kg · cm)	(kg · cm)	(kg · cm)					
150×75×t5.5/9.5	260	0.171	44.46	109	15.3	1560.55	91505.70	93066.25	0.39	22.73	2954.95	853.82	193.13
150×125×t8.5/14	380	0.362	137.56	235	61.6	7056.83	133739.10	140795.93	0.57	28.04	5328.36	599.13	86.50
180×100×t6/10	370	0.236	87.32	186	27.5	4361.63	130219.65	134581.28	0.67	30.88	5712.42	723.56	207.72
200×100×t7/10	420	0.26	109.2	217	27.7	6191.64	147816.90	154008.54	0.84	36.01	7563.02	709.72	273.03
250×125×t7.5/12.5	660	0.383	252.78	414	53.9	22522.70	232283.70	254806.40	1.65	59.93	19775.45	615.47	366.89
250×125×t10/19	780	0.555	432.9	585	86	45584.37	274517.10	320101.47	1.95	68.78	26824.82	547.18	311.92

불법복제 및 배포금지

192.168.11.51 / 2022-05-20 13:46:36

불법복제 및 배포금지

[I-BEAM의 처짐량(Deflection) 및 최대굽힘응력 판정 결과]

1. 처짐량 판정 1
   판정기준: $L / \sigma > 800$
   ※ $\sigma = \sigma_s + \sigma_d$

2. 처짐량 판정 2
   판정기준: $L / \sigma_d > 1000$

3. 최대굽힘응력 판정
   판정기준: $\Sigma\sigma \leq 1159$ (kg/㎠) (= SS400 허용굽힘응력 1449 x 0.8)
   ※ $\Sigma\sigma = \sigma_v + \sigma_w$

※I-BEAM 자중에 의한 처짐(σs)

$$\sigma_s = \frac{5 \times \text{I-Beam자중} \times \text{지지거리}^3}{384 \times E \times Ix}$$

※이동하중에 의한 처짐(σd)

$$\sigma_d = \frac{(\text{정격하중} + \text{호이스트 자중}) \times \text{지지거리}^3}{48 \times E \times Ix}$$

E = 종탄성계수 (2,100,000 kg/㎠)
Ix = 단면2차MOMENT

					판정기준		
					> 800	> 1000	≤ 1159
I-BEAM 규격	Ix (cm^4)	최대지지거리(cm)	σ_s (cm)	σ_d (cm)	처짐량판정1	처짐량판정2	$\Sigma\sigma$ (kg/㎠)
150×75×t5.5/9.5	819	260	0.0059	0.2523	1007	1030.6	1047
150×125×t8.5/14	1760	380	0.0266	0.3665	966.6	1036.8	685.6
180×100×t6/10	1670	370	0.0164	0.3566	992	1037.7	931.3
200×100×t7/10	2170	420	0.0231	0.4014	989.4	1046.4	982.8
250×125×t7.5/12.5	5180	660	0.0870	0.6525	892.5	1011.5	982.4
250×125×t10/19	7310	780	0.1743	0.7632	832.1	1022	859.1

192.168.11.51 / 2022-05-20 13:46:36

불법복제 및 배포금지

▣ I-BEAM의 고정방법 및 사양

1. I-BEAM의 고정방법

용접구조	BOLT 체결구조	복합구조
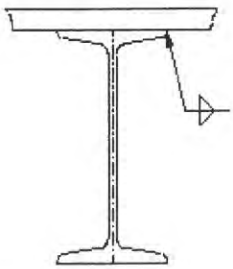	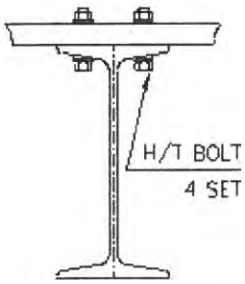	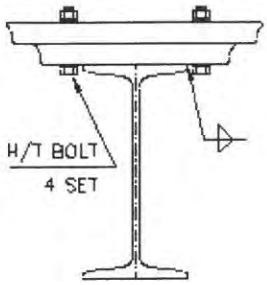

2. 기본조건 및 사양

* 용접이음의 허용응력(필렛용접 효율 포함) : 560kg/㎠
* 필렛 용접효율 : 80%
* H/T BOLT의 허용 인장응력 : 2,500kg/㎠

단위: mm

정격하중(Kg)	용접구조		BOLT 체결구조
	최소 용접두께	최소 용접길이	최소 BOLT SIZE
1000	6	125	M12 x 4set

단, 적용 I-BEAM 250×125×t10/19 의 경우임

※강도계산서 참조

192.168.11.51 / 2022-05-20 13:46:36

불법복제 및 배포금지

[I-BEAM 고정볼트 강도 및 용접강도 계산서]

1) I-BEAM 고정방법중 BOLT구조의 강도 계산

[H/T BOLT의 허용인장응력 : 2500 kg/㎠]

☞ 작용하중 계산

$P = \Psi \times (Q+Q1) + \phi \times Q2$

충격계수 Ψ =	1.1
작업계수 ϕ =	1.08
정격하중 Q =	1000
HOIST자중 Q1 =	185

☞ BOLT 1 개당 인장강도 계산

$$\sigma = \frac{P}{A} = 4 \times \frac{P}{(\pi \times d2 \times z)}$$

※ 판정기준: σ < 2500 kg/㎠

BEAM 규격	BEAM자중 (kg)	하중 P(kg)	BOLT 규격	BOLT수	BOLT 단면적 (㎠)	BOLT강도
150×75×t5.5/9.5	44.46	1351.5	M12	4	1.13	299
150×125×t8.5/14	137.56	1452.1	M12	4	1.13	321.3
180×100×t6/10	87.32	1397.8	M12	4	1.13	309.2
200×100×t7/10	109.2	1421.4	M12	4	1.13	314.5
250×125×t7.5/12.5	252.78	1576.5	M12	4	1.13	348.8
250×125×t10/19	432.9	1771	M12	4	1.13	391.8

192.168.11.51 / 2022-05-20 13:46:36

불법복제 및 배포금지

2) I-BEAM 고정방법중 용접구조의 강도 계산

[용접이음의 허용응력: 560 kg/㎠]

☞ 용접강도 계산

$$\sigma w = \frac{P}{0.707 x t x 2 x l} \quad kg/㎠$$

※ 판정기준: σw < 560 kg/㎠

BEAM 규격	하중 P(kg)	용접두께 t(cm)	용접길이 l(cm)	용접강도 σw(kg/㎠)
150×75×t5.5/9.5	1351.5	0.6	7.5	212.4
150×125×t8.5/14	1452.1	0.6	12.5	136.9
180×100×t6/10	1397.8	0.6	10	164.8
200×100×t7/10	1421.4	0.6	10	167.5
250×125×t7.5/12.5	1576.5	0.6	12.5	148.7
250×125×t10/19	1771	0.6	12.5	167

192.168.11.51 / 2022-05-20 13:46:36

불법복제 및 배포금지

I-BEAM 최대지지거리

(150mm)

☞ 최대지지거리 판정결과

I-BEAM 규격	최대 지지거리 (cm)	처짐량 판정1 > 800	처짐량 판정2 >1000	굽힘응력(kg/㎠) < 1159
200×150×t9/16	610	877.3	1019.6	682.2
300×150×t8/13	890	829.9	1018.1	1088.4
300×150×t10/18.5	990	821.3	1102.2	927.3
300×150×t11.5/22	1040	813.4	1156.1	864.6
350×150×t9/15	1020	945.3	1242.8	1143.1
350×150×t12/24	1230	804.4	1259.4	1015.7
400×150×t10/18	1130	1123.4	1605.5	1145.5
400×150×t12.5/25	1350	1151.3	1936.6	1147.9

☞ 기본 조건

정격하중 (Kg)	양정 (m)	권상속도 (m/min)	호이스트		작업계수	풍력계수
			자중 (Kg)	풍압면적 (㎡)		
1000	70	8	185	0.38	1.08	1.2

*첨부 강도계산서 참조

192.168.11.51 / 2022-05-20 13:46:36

불법복제 및 배포금지

[I-BEAM 최대 지지거리 강도계산서]

1. 굽힘 MOMENT 계산

1-1. 수직하중에 의한 굽힘 MOMENT

빔 자중에 의한 MOMENT : $Ms = \dfrac{\phi \times \text{BEAM자중(등분포하중)} \times \text{지지거리}}{8}$ (kg · cm)

※ 작업계수(ϕ) = 1.08

※ BEAM 자중 (kg) = BEAM 단위중량(kg/cm) x 지지거리(cm)

이동하중에 의한 MOMENT : $Md = \dfrac{\phi \times \Psi \times \text{이동하중} \times \text{지지거리}}{4}$ (kg · cm)

※ 이동하중 (kg) = 정격하중 + 호이스트 자중
= 1000 + 185 = 1185 (kg)

※ 충격계수(Ψ) = 1 + 0.6V (단, Ψ <1.1 이면 Ψ = 1.1, Ψ > 1.6 이면 Ψ = 1.6 으로 한다.
= 1 + (0.6 x 0.133) = 1.0798 ------> 1.1

※ 권상속도(V) = $\dfrac{8}{60}$ (m/min) = 0.133 (m/sec)

수직하중에 의한 굽힘 MOMENT : $\Sigma Mv = Ms + Md$

1-2. 풍하중에 의한 굽힘 MOMENT

풍하중에 의한 MOMENT : $Mw = \dfrac{\text{풍하중(W)} \times \text{지지거리}}{2}$

※풍하중 (W) = 속도압(q) x 풍력계수 x 풍압을 받는 면적 (A) (kg)

※속도압(q) : = 8.5 x $\sqrt[4]{h}$ = 24.6 (h= 양정: 70)

※풍력계수(C) = 1.2 (크레인 제작기준 참조)

※풍압을 받는 면적 (A) = I-BEAM의 풍압면적 + HOIST의 풍압면적 (㎡)

※HOIST의 풍압 면적 ≒ 0.38 (㎡)

2. 굽힘 응력 계산

2-1. 수직하중에 의한 굽힘 응력

$\sigma v = \dfrac{\text{수직하중에 의한 굽힘MOMENT : } \Sigma Mv}{\text{단면 계수 : } Zx}$ (kg/㎠)

2-2. 풍하중에 의한 굽힘 응력

$\sigma w = \dfrac{\text{풍하중에 의한 굽힘 MOMENT : } Mw}{\text{단면계수 : } Zy}$ (kg/㎠)

2-3. 수직하중 및 풍하중에 의한 굽힘 응력

$\Sigma \sigma = \sigma v + \sigma w$

192.168.11.51 / 2022-05-20 13:46:36

표1. I-BEAM 최대지지거리에 따른 굽힘응력 계산 결과

I-BEAM 규격	최대지지거리(cm)	I-BEAM		단면계수		Ms	Md	ΣMv	I-BEAM 풍압면적 (㎡)	W (kg)	Mw (kg · cm)	σv (kg/㎠)	σw (kg/㎠)
		단위중량 (kg/cm)	자중 (kg)	Zx (㎤)	Zy (㎤)	(kg · cm)	(kg · cm)	(kg · cm)					
200 × 150 × t9/16	610	0.504	307.44	446	100	25317.68	214686.45	240004.13	1.22	47.23	14405.76	538.13	144.06
300 × 150 × t8/13	890	0.483	429.87	632	78.4	51648.88	313231.05	364879.93	2.67	90.04	40066.02	577.34	511.05
300 × 150 × t 10/18.5	990	0.655	648.45	849	118	86665.34	348425.55	435090.89	2.97	98.89	48951.54	512.47	414.84
300 × 150 × t 11.5/22	1040	0.768	798.72	978	143	112140.29	366022.80	478163.09	3.12	103.32	53726.40	488.92	375.71
350 × 150 × t9/15	1020	0.585	596.7	870	93.5	82165.59	358983.90	441149.49	3.57	116.60	59468.04	507.07	636.02
350 × 150 × t 12/24	1230	0.872	1072.56	1280	158	178098.59	432892.35	610990.94	4.31	138.30	85055.24	477.34	538.32
400 × 150 × t 10/18	1130	0.72	813.6	1200	115	124114.68	397697.85	521812.53	4.52	144.65	81726.12	434.84	710.66
400 × 150 × t 12.5/25	1350	0.958	1293.3	1580	165	235703.93	475125.75	710829.68	5.40	170.63	115172.28	449.89	698.01

192.168.11.51 / 2022-05-20 13:46:36

불법복제 및 배포금지

불법복제 및 배포금지

[I-BEAM의 처짐량(Deflection) 및 최대굽힘응력 판정 결과]

1. 처짐량 판정 1
   판정기준: $L / \sigma > 800$
   ※ $\sigma = \sigma_s + \sigma_d$

2. 처짐량 판정 2
   판정기준: $L / \sigma_d > 1000$

3. 최대굽힘응력 판정
   판정기준: $\Sigma\sigma \leq 1159$ (kg/㎠) (= SS400 허용굽힘응력 1449 x 0.8)
   ※ $\Sigma\sigma = \sigma_v + \sigma_w$

※I-BEAM 자중에 의한 처짐(σs)

$$\sigma_s = \frac{5 \times \text{I-Beam자중} \times \text{지지거리}^3}{384 \times E \times Ix}$$

※이동하중에 의한 처짐(σd)

$$\sigma_d = \frac{(\text{정격하중} + \text{호이스트 자중}) \times \text{지지거리}^3}{48 \times E \times Ix}$$

E = 종탄성계수 (2,100,000 kg/㎠)
Ix = 단면2차MOMENT

					판정기준		
					> 800	> 1000	≤ 1159
I-BEAM 규격	Ix (cm^4)	최대지지거리(cm)	σ_s (cm)	σ_d (cm)	처짐량판정1	처짐량판정2	$\Sigma\sigma$ (kg/㎠)
200×150×t9/16	4460	610	0.0970	0.5983	877.3	1019.6	682.2
300×150×t8/13	9480	890	0.1982	0.8742	829.9	1018.1	1088.4
300×150×t10/18.5	12700	990	0.3072	0.8982	821.3	1102.2	927.3
300×150×t11.5/22	14700	1040	0.3790	0.8996	813.4	1156.1	864.6
350×150×t9/15	15200	1020	0.2583	0.8208	945.3	1242.8	1143.1
350×150×t12/24	22400	1230	0.5525	0.9766	804.4	1259.4	1015.7
400×150×t10/18	24100	1130	0.3020	0.7038	1123.4	1605.5	1145.5
400×150×t12.5/25	31700	1180	0.4156	0.6093	1151.3	1936.6	1147.9

192.168.11.51 / 2022-05-20 13:46:36

불법복제 및 배포금지

▣ I-BEAM의 고정방법 및 사양

1. I-BEAM의 고정방법

용접구조	BOLT 체결구조	복합구조
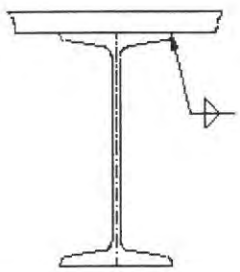	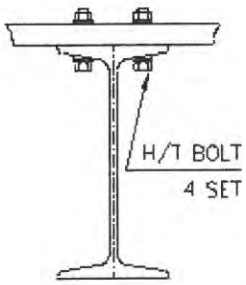	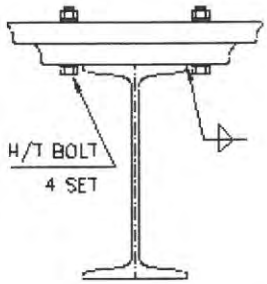

2. 기본조건 및 사양

* 용접이음의 허용응력(필렛용접 효율 포함) : 560kg/㎠
* 필렛 용접효율 : 80%
* H/T BOLT의 허용 인장응력 : 2,500kg/㎠

단위: mm

정격하중(Kg)	용접구조		BOLT 체결구조
	최소 용접두께	최소 용접길이	최소 BOLT SIZE
1000	6	150	M12 x 4set

단, 적용 I-BEAM 400×150×t12.5/25 의 경우임

※강도계산서 참조

192.168.11.51 / 2022-05-20 13:46:36

불법복제 및 배포금지

[I-BEAM 고정볼트 강도 및 용접강도 계산서]

1) I-BEAM 고정방법중 BOLT구조의 강도 계산
[H/T BOLT의 허용인장응력 : 2500 kg/㎠]

☞ 작용하중 계산

$P = \Psi \times (Q+Q1) + \phi \times Q2$

충격계수 Ψ =	1.1
작업계수 ϕ =	1.08
정격하중 Q =	1000
HOIST자중 Q1 =	185

☞ BOLT 1 개당 인장강도 계산

$$\sigma = \frac{P}{A} = 4 \times \frac{P}{(\pi \times d2 \times z)}$$

※ 판정기준: σ < 2500 kg/㎠

BEAM 규격	BEAM자중 (kg)	하중 P(kg)	BOLT 규격	BOLT수	BOLT 단면적 (㎠)	BOLT강도
200×150×t9/16	307.44	1635.5	M12	4	1.13	361.8
300×150×t8/13	429.87	1767.8	M12	4	1.13	391.1
300×150×t10/18.5	648.45	2003.8	M12	4	1.13	443.3
300×150×t11.5/22	798.72	2166.1	M12	4	1.13	479.2
350×150×t9/15	596.7	1947.9	M12	4	1.13	431
350×150×t12/24	1072.56	2461.9	M12	4	1.13	544.7
400×150×t10/18	813.6	2182.2	M12	4	1.13	482.8
400×150×t12.5/25	1293.3	2700.3	M12	4	1.13	597.4

192.168.11.51 / 2022-05-20 13:46:36

불법복제 및 배포금지

2) I-BEAM 고정방법중 용접구조의 강도 계산

[용접이음의 허용응력: 560 kg/㎠]

☞ 용접강도 계산

$$\sigma w = \frac{P}{0.707 x t x 2 x l} \quad kg/㎠$$

※ 판정기준: σw < 560 kg/㎠

BEAM 규격	하중 P(kg)	용접두께 t(cm)	용접길이 l(cm)	용접강도 σw(kg/㎠)
200 × 150 × t9/16	1635.5	0.6	15	128.5
300 × 150 × t8/13	1767.8	0.6	15	138.9
300 × 150 × t10/18.5	2003.8	0.6	15	157.5
300 × 150 × t11.5/22	2166.1	0.6	15	170.2
350 × 150 × t9/15	1947.9	0.6	15	153.1
350 × 150 × t12/24	2461.9	0.6	15	193.5
400 × 150 × t10/18	2182.2	0.6	15	171.5
400 × 150 × t12.5/25	2700.3	0.6	15	212.2

192.168.11.51 / 2022-05-20 13:46:36

불법복제 및 배포금지

(OVER LOAD PROTECTOR) 합격증사본

192.168.11.51 / 2022-05-20 13:46:36

불법복제 및 배포금지

제 2012-BJ-0008 호

안 전 인 증 서

성호엔지니어링

경기도 광명시 노동사동 440-5

위 사업장에서 제조하는 아래의 품목이 산업안전보건법 제34조 및 같은 법 시행규칙 제58조의4제4항에 따른 안전인증 심사 결과 안전 · 보건기준에 적합하므로 안전인증표시의 사용을 인증합니다.

품 목

양중기용 과부하방지장치

형식 · 모델/용량 · 등급/인증번호

형식·모델	용량·등급	인증번호
JDLS-70	J-2	12-AV2BJ-0008

인 증 기 준

방호장치 의무안전인증 고시(고용노동부고시 제2010-36호)

인 증 조 건

아래 주소에서 생산되는 제품에 한함.

정호엔지니어링, 경기도 광명시 노동사동 440-5

2012년 06월 11일

한국산업안전보건공단 이사장

192.168.11.51 / 2022-05-20 13:46:36

불법복제 및 배포금지

제 2010-BJ-0222 호

안 전 인 증 서

아산전기

서울특별시 구로구 신도림동 402-3 천강공장 805호

위 사업장에서 제조하는 아래의 품목이 산업안전보건법 제34조 및 같은 법 시행규칙 제58조의4제4항에 따른 안전인증 심사 결과 안전 · 보건기준에 적합하므로 안전인증표시의 사용을 인증합니다.

품 목

양중기용 과부하방지장치

형식 · 모델/용량 · 등급/인증번호

형식·모델	용량·등급	인증번호
ALD-80M	J-2	10-AV2BJ-0222

인 증 기 준

방호장치 의무안전인증 고시(노동부고시 제2009 - 81호)

인 증 조 건

아래 주소에서 생산되는 제품에 한함.

서울특별시 구로구 신도림동 402-3 천강공장 805호

2010 년 07 월 16 일

한국산업안전보건공단 이사장

192.168.11.51 / 2022-05-20 13:46:36

불법복제 및 배포금지

제 2010-BJ-0211 호

안 전 인 증 서

(주)도성산업기계

경기도 김포시 대곶면 쇄암리 411-2번지

위 사업장에서 제조하는 아래의 품목이 산업안전보건법 제34조 및 같은 법 시행규칙 제58조의4제4항에 따른 안전인증 심사 결과 안전 · 보건기준에 적합하므로 안전인증표시의 사용을 인증합니다.

품 목

양중기용 과부하방지장치

형식 · 모델/용량 · 등급/인증번호

형식·모델	용량·등급	인증번호
DSL/C250LV	J-2	10-AV2BJ-0211

인 증 기 준

방호장치 의무안전인증 고시(노동부고시 제2009 - 81호)

인 증 조 건

아래 주소에서 생산되는 제품에 한함.

경기도 김포시 대곶면 쇄암리 411-2번지

2010 년 06 월 17 일

한국산업안전보건공단 이사장

192.168.11.51 / 2022-05-20 13:46:36

불법복제 및 배포금지

■ 과부하 방지장치 전류 조정 기준치

1. 내부 조작반의 전류 조정버튼으로 설정한다.
2. 전류 설정범위 도표

용량	전동기 용량	범 위	전류 설정치 [A]	
1.0 [ton]	1.5 [kw] x 4 [P]	100 [%]	220 [V]	6.2
			380 [V]	3.6
			440 [V]	3.1
			460 [V]	3.0
			480 [V]	2.8
		110 [%]	220 [V]	6.82
			380 [V]	3.96
			440 [V]	3.41
			460 [V]	3.3
			480 [V]	3.08

3. 과부하 방지장치의 전류설정은 하중 110%에 대한 전류치를 전류 조정버튼으로 조정한다.
4. 상기 정격전류는 극동제품에 알맞게 설정되어 있으며, 공장내부의 전압 및 전류는 변동이 발생될 수 있기 때문에 정격전류의 설정치는 약간의 변동이 발생될 수도 있음.
   또한 전동기의 제조 특성상 ±5% 범위의 오차 가능성도 있음.

192.168.11.51 / 2022-05-20 13:46:36

불법복제 및 배포금지

■ 과부하 방지장치 전류 조정 기준치

1. 내부 조작반의 전류 조정버튼으로 설정한다.
2. 전류 설정범위 도표

용량	전동기 용량	범 위	전류 설정치 [A]	
1.0 [ton]	1.5/0.5 [kw] x 4/12 [P]	100 [%]	220 [V]	7.8/4.7
			380 [V]	4.6/2.8
			440 [V]	4.1/2.5
			460 [V]	3.9/2.4
			480 [V]	3.8/2.3
		110 [%]	220 [V]	8.6/5.2
			380 [V]	5.1/3.1
			440 [V]	4.5/2.7
			460 [V]	4.3/2.6
			480 [V]	4.1/2.5

3. 과부하 방지장치의 전류설정은 하중 110%에 대한 전류치를 전류 조정버튼으로 조정한다.
4. 상기 정격전류는 극동제품에 알맞게 설정되어 있으며, 공장내부의 전압 및 전류는 변동이 발생될 수 있기 때문에 정격전류의 설정치는 약간의 변동이 발생될 수도 있음.
   또한 전동기의 제조 특성상 ±5% 범위의 오차 가능성도 있음.

192.168.11.51 / 2022-05-20 13:46:36

불법복제 및 배포금지

■ 배선용 차단기의 정격전류 용량 계산

♠ 규격 : 차단기의 차단용량이 해당 전동기 등의 정격전류에 대하여 250% 이하일 것.
(안전인증 절차 및 안전인증 기준 55항 전기관계)

◆ $I_B \leq 2.5 \times (I_M + I_L)$

I_B : 배선용 차단기의 정격전류

I_M : 전동기 정격전류

I_L : 전동기 이외의 부하전류

부품 \ 전압		220V	380V	440V	460V	480V
1.0 TON	권상 전동기	6.2	3.6	3.1	3.0	2.8
	횡행 전동기	2.6	1.5	1.3	1.24	1.19
	CONTROL	2	1	1	1	1
합 계		10.8	6.1	5.4	5.24	4.99
배선용 차단기 적용 계산값		27	15.25	13.5	13.1	12.475
배선용 차단기 적용 용량		30AF/15AT	30AF/10AT	30AF/10AT	30AF/10AT	30AF/10AT

(0.4KWX4P 횡행모터 적용)

192.168.11.51 / 2022-05-20 13:46:36

불법복제 및 배포금지

■ 배선용 차단기의 정격전류 용량 계산

♠ 규격 : 차단기의 차단용량이 해당 전동기 등의 정격전류에 대하여 250% 이하일 것.
(안전인증 절차 및 안전인증 기준 55항 전기관계)

◆ $I_B \leq 2.5 \times (I_M + I_L)$

I_B : 배선용 차단기의 정격전류

I_M : 전동기 정격전류

I_L : 전동기 이외의 부하전류

부품 \ 전압		220V	380V	440V	460V	480V
1.0 TON	권상 전동기 (4/12P)	7.8/4.7	4.6/2.8	4.1/2.5	3.9/2.4	3.8/2.3
	횡행 전동기	2.6	1.5	1.3	1.24	1.19
	CONTROL	2	1	1	1	1
합 계 (4P기준)		12.4	7.1	6.4	6.14	5.99
배선용 차단기 적용 계산값		31	17.75	16	15.35	14.975
배선용 차단기 적용 용량		30AF/15AT	30AF/10AT	30AF/10AT	30AF/10AT	30AF/10AT

(0.4KWX4P 횡행모터 적용)

192.168.11.51 / 2022-05-20 13:46:36

불법복제 및 배포금지

◆ DATA SHEET OF MOTOR ◆

1	APPLICATION : HOISTING MOTOR			2	MOTOR TYPE : SQUIRREL CAGE INDUCTION MOTOR		
3	OUTPUT : 1.5 [kw]			4	POLES : 4		
5	SPEED : 1740 [rpm]			6	INSULATION CLASS : F		
7	STARTING METHOD : ACROSS THE LINE STARTER (FULL VOLTAGE)			8	RATING : 30 [min]		
9	POWER SUPPLY	AC 3Φ 220V 380V 440V 460V 480V 60Hz		10	NO LOAD CURRENT [A]	220V	4.7
						380V	2.3
						440V	1.9
						460V	1.8
						480V	1.7
11	FULL LOAD CURRENT [A]	220V	6.2	12	STARTING CURRENT [A]	220V	31.5
		380V	3.6			380V	19.0
		440V	3.1			440V	16.1
		460V	3.0			460V	15.3
		480V	2.8			480V	14.3
13	WINDING CONNECTION	220V	DELTA	14	MINIMUM STARTING VOLTAGE [V]	220V	198
		380V	STAR			380V	342
		440V	STAR			440V	396
		460V	STAR			460V	414
		480V	STAR			480V	432
15	EFFICIENCY : 83.6 [%]			16	POWER FACTOR : 78.5 [%]		
17	FULL LOAD TORQUE : 0.84 [kg.m]			18	STARTING TORQUE : 228 [%]		
19	BEARING : OPL - 6006Z , PL - 6205Z			20	NOISE LEVEL : 65 [dB]		
21	PAINTING COLOR : 0.4PB 4.2/5.6			22	ROTATION : CCW & CW		
23	ENCLOSURE : TENV			24	NET WEIGHT : 18.6 [kg]		
25	BEARING LUBRICATION : GREASE			26	LOCATION : OUT DOOR		
27	TEMPERATURE RISE AT FULL LOAD : BY RESISTOR METHOD : 90 [℃]						

192.168.11.51 / 2022-05-20 13:46:36

불법복제 및 배포금지

◆ DATA SHEET OF MOTOR ◆

1	APPLICATION : HOISTING MOTOR			2	MOTOR TYPE : SQUIRREL CAGE INDUCTION MOTOR		
3	OUTPUT : 1.5/0.5 [kw]			4	POLES : 4/12		
5	SPEED : 1715/500 [rpm]			6	INSULATION CLASS : F		
7	STARTING METHOD : ACROSS THE LINE STARTER (FULL VOLTAGE)			8	RATING : 15/5 [min]		
9	POWER SUPPLY	AC 3Φ 220V 380V 440V 460V 480V 60Hz		10	NO LOAD CURRENT [A]	220V	3.47/3.96
						380V	2.01/2.29
						440V	1.74/1.98
						460V	1.66/1.89
						480V	1.59/1.81
11	FULL LOAD CURRENT [A]	220V	7.8/4.7	12	STARTING CURRENT [A]	220V	33.0/7.3
		380V	4.6/2.8			380V	19.0/4.2
		440V	4.1/2.5			440V	16.4/3.63
		460V	3.9/2.4			460V	15.7/3.47
		480V	3.8/2.3			480V	15.0/3.3
13	WINDING CONNECTION	220V	DELTA	14	MINIMUM STARTING VOLTAGE [V]	220V	185
		380V	STAR			380V	320
		440V	STAR			440V	370
		460V	STAR			460V	387
		480V	STAR			480V	404
15	EFFICIENCY : 72.8/45.9 [%]			16	POWER FACTOR : 85.3/768.4 [%]		
17	FULL LOAD TORQUE : 0.85/0.97 [kgf.m]			18	STARTING TORQUE : 200/143 [%]		
19	BEARING : OPL - 6006ZZ, PL - 6205ZZ			20	NOISE LEVEL : 65/60 [dB]		
21	PAINT COLOR : 0.4PB 4.2/5.6			22	ROTATION : CCW & CW		
23	ENCLOSURE : TENV			24	NET WEIGHT : 22.0[kg]		
25	BEARING LUBRICATION : GREASE			26	LOCATION : OUT DOOR		
27	TEMPERATURE RISE AT FULL LOAD : BY RESISTOR METHOD : 80 [℃]						

192.168.11.51 / 2022-05-20 13:46:36

불법복제 및 배포금지

◆ DATA SHEET OF MOTOR ◆

1	APPLICATION : TRAVERSING MOTOR			2	MOTOR TYPE : SQUIRREL CAGE INDUCTION MOTOR		
3	OUTPUT : 0.4 [kw]			4	POLES : 4		
5	SPEED : 1650 [rpm]			6	INSULATION CLASS : F		
7	STARTING METHOD : ACROSS THE LINE STARTER (FULL VOLTAGE)			8	RATING : 30 [min]		
9	POWER SUPPLY	AC 3Φ 220V 380V 440V 460V 480V 60Hz		10	NO LOAD CURRENT [A]	220V	1.8
						380V	1.0
						440V	0.9
						460V	0.86
						480V	0.83
11	FULL LOAD CURRENT [A]	220V	2.6	12	STARTING CURRENT [A]	220V	13.2
		380V	1.5			380V	7.6
		440V	1.3			440V	6.6
		460V	1.24			460V	6.3
		480V	1.19			480V	6.1
13	WINDING CONNECTION	220V	DELTA	14	MINIMUM STARTING VOLTAGE [V]	220V	198
		380V	STAR			380V	342
		440V	STAR			440V	396
		460V	STAR			460V	414
		480V	STAR			480V	432
15	EFFICIENCY : 73.0 [%]			16	POWER FACTOR : 72.0 [%]		
17	FULL LOAD TORQUE : 0.23 [kg.m]			18	STARTING TORQUE : 224 [%]		
19	BEARING : OPL - 6204Z , PL - 6202Z			20	NOISE LEVEL : 65 [dB]		
21	PAINTING COLOR : 0.4PB 4.2/5.6			22	ROTATION : CCW & CW		
23	ENCLOSURE : TENV			24	NET WEIGHT : 11.0 [kg]		
25	BEARING LUBRICATION : GREASE			26	LOCATION : OUT DOOR		
27	TEMPERATURE RISE AT FULL LOAD : BY RESISTOR METHOD : 90 [℃]						

192.168.11.51 / 2022-05-20 13:46:36

불법복제 및 배포금지

◆ DATA SHEET OF MOTOR ◆

1	APPLICATION : TRAVERSING MOTOR			2	MOTOR TYPE : SQUIRREL CAGE INDUCTION MOTOR		
3	OUTPUT : 0.4 [kW]			4	POLES : 4		
5	SPEED : 1657 [rpm]			6	INSULATION CLASS : F		
7	STARTING METHOD : ACROSS THE LINE STARTER (FULL VOLTAGE)			8	RATING : 30 [min]		
9	POWER SUPPLY	AC 3Φ 220V 380V 440V 460V 480V 60Hz		10	NO LOAD CURRENT [A]	220V	1.98
						380V	1.15
						440V	0.99
						460V	0.95
						480V	0.91
11	FULL LOAD CURRENT [A]	220V	2.38	12	STARTING CURRENT [A]	220V	7.65
		380V	1.38			380V	4.43
		440V	1.19			440V	3.82
		460V	1.14			460V	3.66
		480V	1.09			480V	3.51
13	WINDING CONNECTION	220V	DELTA	14	MINIMUM STARTING VOLTAGE [V]	220V	198
		380V	STAR			380V	342
		440V	STAR			440V	396
		460V	STAR			460V	414
		480V	STAR			480V	432
15	EFFICIENCY : 68.2 [%]			16	POWER FACTOR : 68.3 [%]		
17	FULL LOAD TORQUE : 0.235 [kg·m]			18	STARTING TORQUE : 205 [%]		
19	BEARING : OPL – 6204Z, PL – 6202Z			20	NOISE LEVER : 60 [dB]		
21	PAINTING COLOR : 0.4PB 4.2/5.6			22	ROTATION : CCW & CW		
23	ENCLOSURE : TENV			24	NET WEIGHT : 8.4 [kg]		
25	BEARING LUBRICATION : GREASE			26	LOCATION : OUT DOOR		
27	TEMPERATURE RISE AT FULL LOAD : BY RESISTOR METHOD : 90 [℃]						

192.168.11.51 / 2022-05-20 13:46:36

불법복제 및 배포금지

◆ DATA SHEET OF MOTOR ◆

1	APPLICATION : TRAVERSING MOTOR			2	MOTOR TYPE : SQUIRREL CAGE INDUCTION MOTOR		
3	OUTPUT : 0.4/0.2 [kw]			4	POLES : 4/8		
5	SPEED : 1650/860 [rpm]			6	INSULATION CLASS : F		
7	STARTING METHOD : ACROSS THE LINE STARTER (FULL VOLTAGE)			8	RATING : 15/5 [min]		
9	POWER SUPPLY	AC 3Φ 220V 380V 440V 460V 480V 60Hz		10	NO LOAD CURRENT [A]	220V	2.33/2.8
						380V	1.35/1.62
						440V	1.17/1.4
						460V	1.12/1.34
						480V	1.07/1.28
11	FULL LOAD CURRENT [A]	220V	2.78/2.73	12	STARTING CURRENT [A]	220V	9.7/6.05
		380V	1.61/1.58			380V	5.6/3.5
		440V	1.39/1.36			440V	4.84/3.02
		460V	1.33/1.31			460V	4.63/2.9
		480V	1.28/1.25			480V	4.5/2.8
13	WINDING CONNECTION	220V	STAR	14	MINIMUM STARTING VOLTAGE [V]	220V	187
		380V	STAR			380V	322
		440V	STAR			440V	373
		460V	STAR			460V	390
		480V	STAR			480V	425
15	EFFICIENCY : 58.8/36.4 [%]			16	POWER FACTOR : 64.3/52.8 [%]		
17	FULL LOAD TORQUE : 0.222/0.226 [kg·m]			18	STARTING TORQUE : 162/154 [%]		
19	BEARING : OPL - 6204Z , PL - 6203Z			20	NOISE LEVEL : 65/60 [dB]		
21	PAINTING COLOR : 0.4PB 4.2/5.6			22	ROTATION : CCW & CW		
23	ENCLOSURE : TENV			24	NET WEIGHT : 11.1 [kg]		
25	BEARING LUBRICATION : GREASE			26	LOCATION : OUT DOOR		
27	TEMPERATURE RISE AT FULL LOAD : BY RESISTOR METHOD : 80 [℃]						

192.168.11.51 / 2022-05-20 13:46:36

불법복제 및 배포금지

CERTIFICATE OF INSPECTION AND TEST FOR LOAD CHAIN

KUK DONG HOIST Co., Ltd.
극동호이스트 주식회사

주 소 : 경기도 안산시 단원구 해봉로 119
T E L : 031-491-5311~4
F A X : 031-492-0473

MESSERS 납 품 처	대경	ORDER NO.		Test Certificate According to KS B 6278 GRADE-80
I T E M 품 명	LOAD CHAIN 7.1 Ø			
CERT No. 검사번호	KDQ-A-071			

Characteristics of the Chain 체 인 치 수	Diameter 선경(㎜)	Pitch 피치(㎜)	Width 외경너비(㎜)	Weight 중량(kg/M)
S P E C. 규 격	7.1	21.2	23.0	1.06
Tolerance + 허용오차 -	0 0.1	0.2 0		
Measurement 측 정 치	7.1	21.2	23.0	1.06

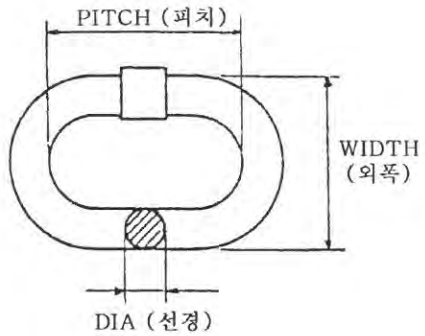

Material:	Welding Process(용접방법)	Heat Treatment
SAE15B24	Butt Resistance Welding	열처리 : Hv 600

Quantity 납품수량		Weight 중량(kg)	Safe Working 안전사용하중(kgf)	Proof Load 시험하중(kgf)	Breaking Load 파단하중(kgf)	Elongation 연신율(%)
LOT No.	M					
-	-	-	1,600 kg	3,150 kg	7,800 kg	12.0 %

RESULT OF TEST	TEST DATE : 2015. 3. 13
POSITIVE	검 사 일 자 KUK DONG CO., LTD SIGNATURE OF TESTER 검사자 서명 : SEO, SANG YEON

KD CO., LTD ACCEPT Q.C

THIS TEST CERTIFICATE MUST BE KEPT FOR THREE YEARS RESP.
DURING THE ENTIRE SERVICE LIFE OF THE CHAIN.

본 시험 성적서는 체인의 작업수명인 3년간 보관되어야 합니다.

※ 로드 체인 사용 시 주의사항
1. 안전사용 하중을 초과하지 말것.
2. 충격을 가하지 말것.
3. 부식으로 부터 보호할것.
4. 체인이 꼬이지 않도록 할것.

KUK DONG HOIST Co., Ltd.

192.168.11.51 / 2022-05-20 13:46:36